

# AXA Equitable Retirement Scope Retirement – a new life after work?

Results for the United States,  
*with international comparisons*



Be Life Confident

# Table of Contents

- **1 : Introduction**

  - Objectives
  - Methodology

- **2 : Analysis**

  - 2.1. Retirement, how do people view it, how do they live it?

    - Does retirement mean old age?
    - Is retirement an active period in life?
    - Does retirement strengthen family ties?
    - Is retirement a happy time in life? What factors influence this?

  - 2.2. Retirement from a financial point of view:

    - Does retirement mean improved or diminished living standards?
    - Do people prepare for and plan for retirement?

  - 2.3. Retirement and health: does health consciousness change when retired?

  - 2.4. Additional topics

- **3 : Conclusions**



# AXA Equitable presents the Third Annual Retirement Scope Survey

- **Objectives:**
  - Explore and understand the attitudes towards retirement.
  - Compare retirement perceptions and reality: from working and retired people.
  - Analyze the results of our country from an international point of view.
  
- **International research with 6,915 interviews in 11 countries.**
  
- **A key and unique survey on one of the most crucial social and economic topics of the moment - retirement.**
  
- **China is included among the countries surveyed within the Retirement Scope for the first time.**



# Methodology

- **Sample structure (similar to 2006):**
  - 421 working people aged 25 and over and 419 early retired/retired people younger than 75 years old.
  - Representative sample of both populations based on criteria of age, gender, region and occupation of the head of the household (specifically for working people).
- Telephone interviews carried out by **Nielsen Entertainment.**
- Questionnaire: 20 minutes in length.
- **Fieldwork dates:** July 17<sup>th</sup> to August 22<sup>nd</sup>, 2006.



## Main Sample: *Gender and age*

	Working	Retired
Distribution by gender (in %)	(Quotas)	(Quotas)
Male	53	54
Female	47	46

Distribution by age (in %)	(Quotas)	(Quotas)
25-34 years old	25	0
35-44 years old	30	1
45-54 years old	29	7
55-64 years old	13	26
65-75 years old	2	46



Base : n=421 working, n=419 retired

## Main Sample: *Occupation of the head of household*

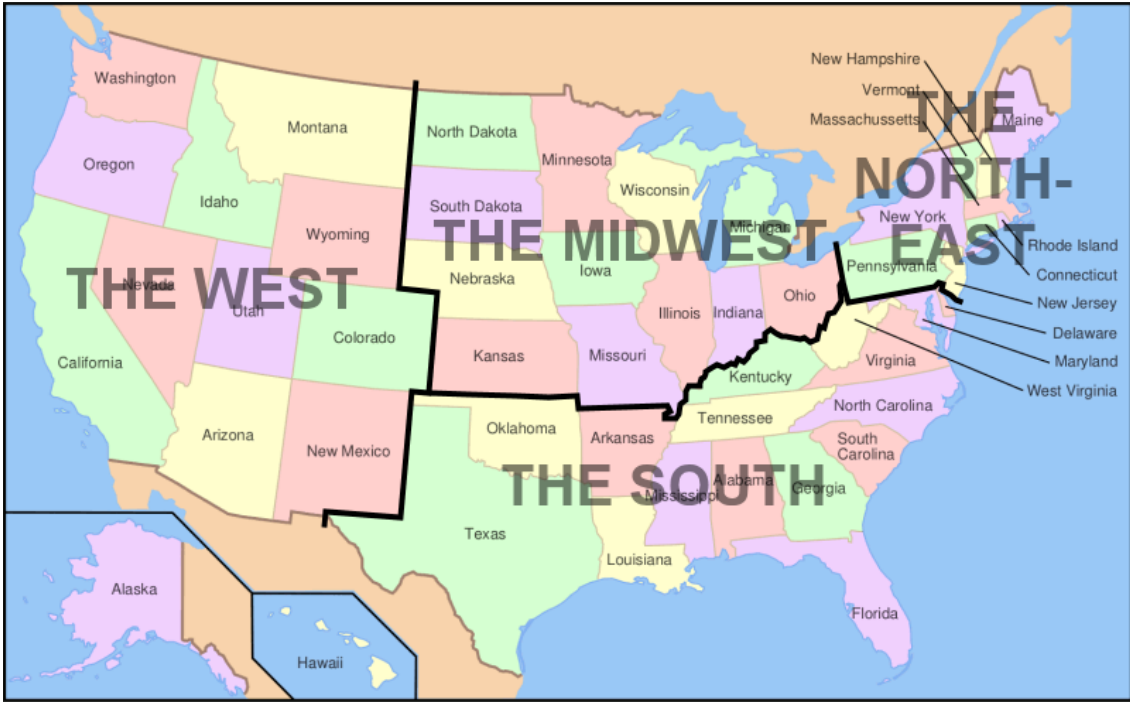
	Working	Retired
Occupation of the head of household (in %)	(Quotas)	
Management, professional and related fields	33	40
Service occupations	15	23
Sales or office occupations	25	12
Natural resources, construction, or maintenance	10	12
Production, transportation, or material moving	14	11
Other	3	1



Base : n= 421 working, n=419 retired

# Main Sample: *Regions*

	Working	Retired
Regions (in %)	(Quotas)	(Quotas)
Northeast	19	18
South	35	37
Midwest	23	22
West	23	23



Base : n= 421 working, n=419 retired

# Main Sample: *Ethnic groups*

	Working	Retired
<b>Ethnic groups (in %)</b>		
Caucasian	86	91
Afro American	5	4
Latino	3	1
Asian	2	0
Other	5	4



Base : n= 421 working, n=419 retired

## Main Sample: *Marital status*

	Working	Retired
<b>Marital status (in %)</b>		
Married / Living with a partner	76	71
Divorced	10	9
Single	14	6
Widowed	1	14



Base : n= 421 working, n=419 retired

# How to read the results?

- The following legends are used throughout the survey:

- **Legend for Working vs Retired:**

 Working

 Retired

- **Legend to note significant differences between the 2006 and 2007 report:**

- **for Working**



x: significant increase or decrease of "x" points compared to 2006.



- **for Retired**



x: significant increase or decrease of "x" points compared to 2006.



- **If there is no legend indicated, it means that there were no significant differences in the results compared to the 2006 report.**

- Some subjects in the 2007 report have changed (new wordings, new themes, questions not asked to housewives ...). Results between 2006 and 2007 will be compared only if the wording or the basis used for the questions are exactly identical.



## **Retirement: how do people view it, how do they live it?**

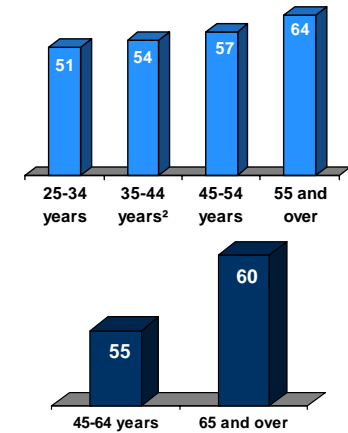
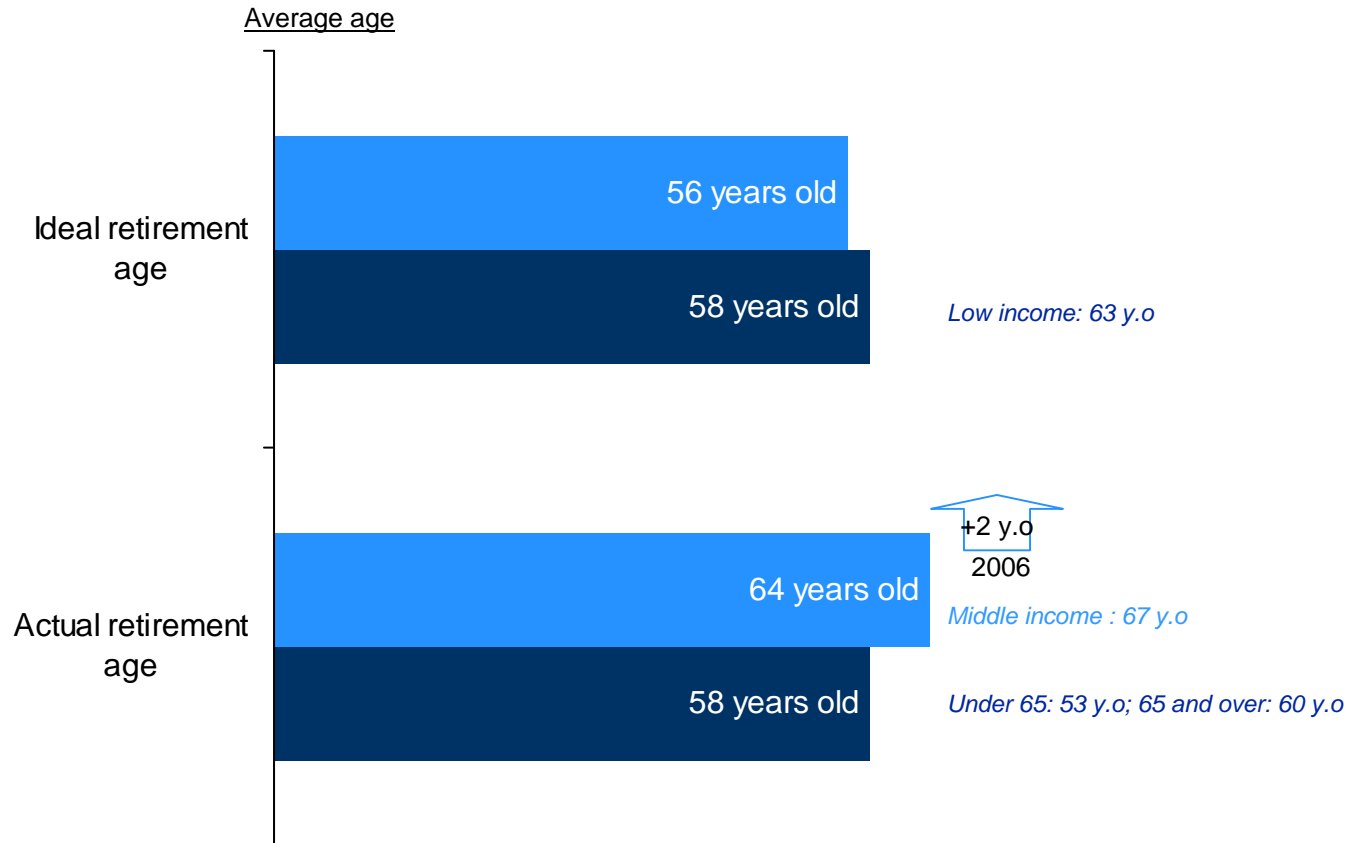
- Does retirement mean old age?**
- Is retirement an active period in life?**
- Does retirement strengthen family ties?**
- Is retirement a happy time in life? What factors influence this?**

## **Working vs Retired**



# 1. At what age do people wish to retire from working full time?

Working people dream of retiring early, at 56 on average; but they are aware that they will not stop working full time before turning 64 years old – 67 for middle income respondents. However, the closer the time to retire, the further the ideal retirement age: for those aged 55 and over, the projected retirement at 64 corresponds to their wish. Compared to 2006, the projected retirement age has increased by two years. The situation of retirees is quite different since the actual age, 58 years old, matched the ideal age.



Question not asked to housewives  
 Base : n=368 working, n=397 retired

Q.14 Working: And, ideally, at what age would you like to retire from working full time? Retired: If you have the chance to do it over again, at what age would you have retired? Q.13 Working: At what age do you think you will retire from working full time? Retired: at what age did you retire from your full time job?

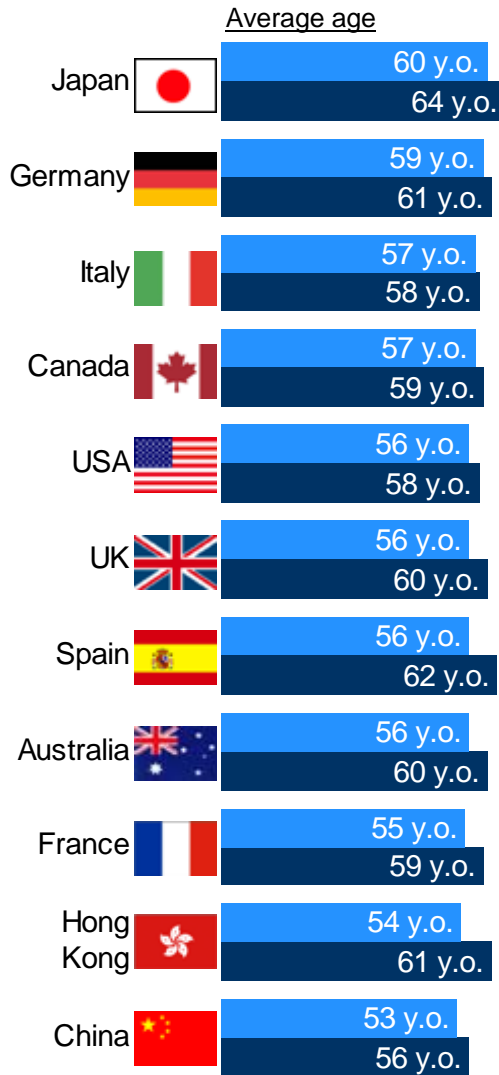


Working  
 Retired

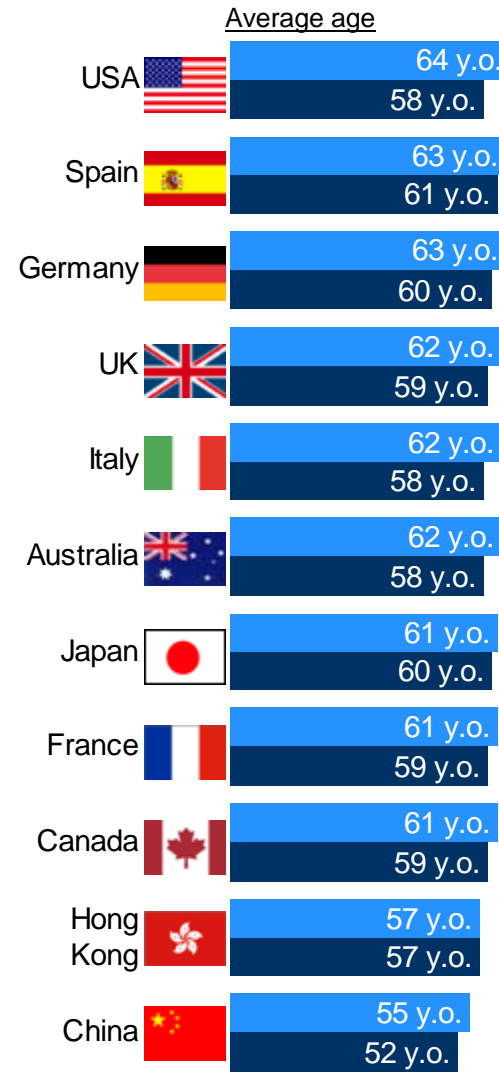
# 1. At what age do people wish to retire?

Americans are right in the middle concerning ideal retirement age, but U.S. workers have the oldest actual retirement age, at 64.

Ideal retirement age



Actual retirement age



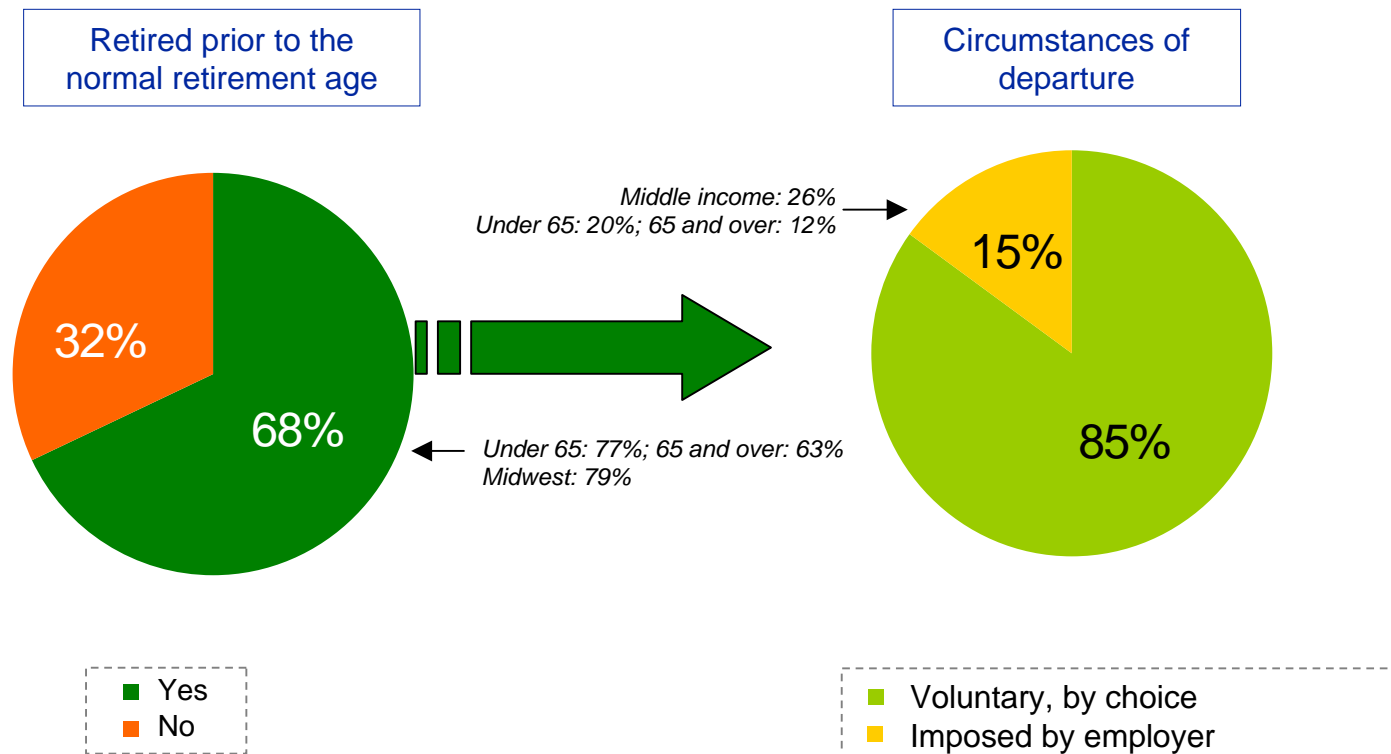
Working  
Retired



## 2. Do people retire before the generally accepted retirement age? Under what circumstances?

More than two thirds of retired people took - in most cases voluntarily - an anticipated retirement. This is particularly true for those under 65 years old and people living in the Midwest.

### Retired



Base : n= 269 retired who Retired before the legal age



Question not asked to housewives

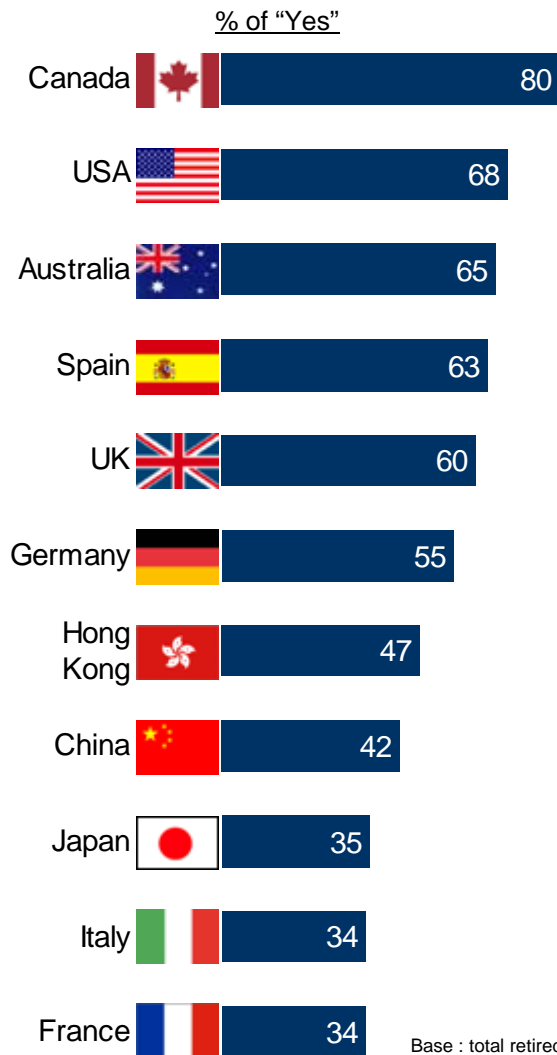
Base : n=397 retired

Q.16b Retired: Did you retire prior to the generally accepted retirement age ?

Q.16c Retired: Was your retirement departure ...?

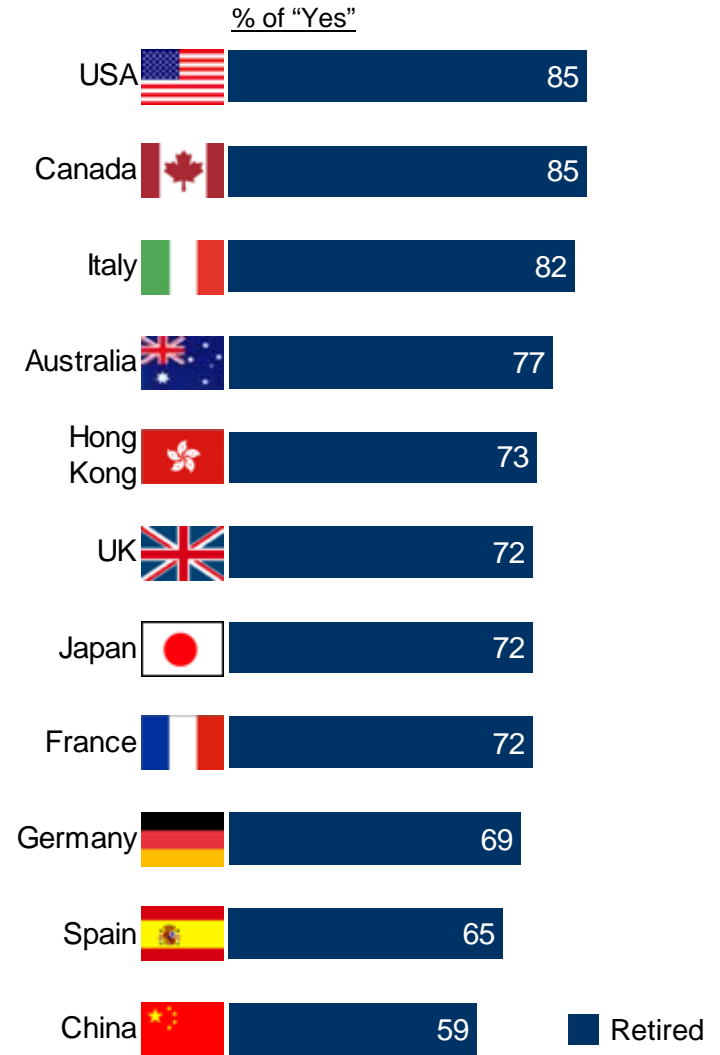
## 2. Do people retire before the generally accepted retirement age? Under what circumstances?

### Retired prior to the normal retirement age



Base : total retired

### Retired voluntarily



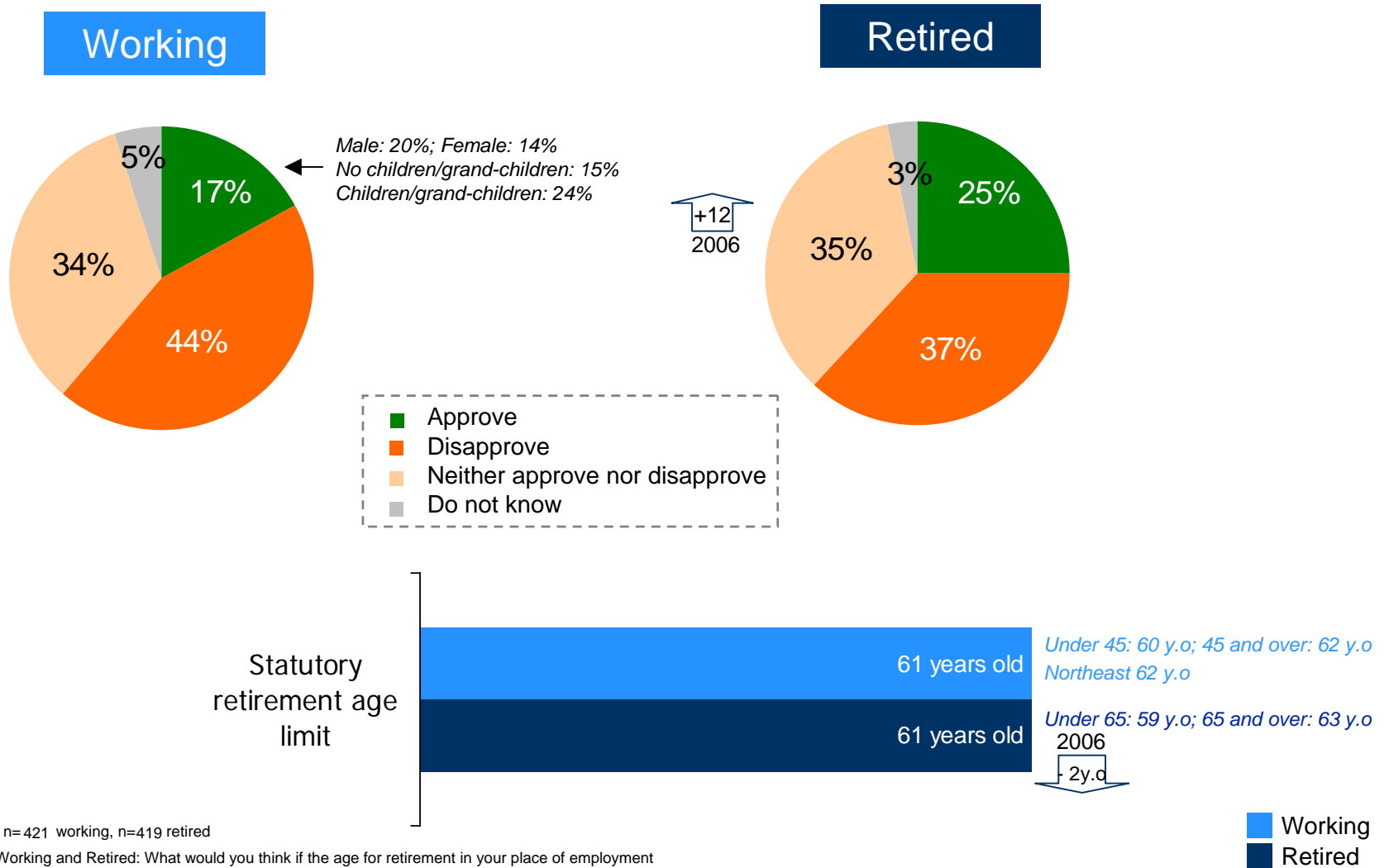
Retired



For UK, Canada: retired prior to the normal age  
 For Hong Kong: retired prior to the generally retirement age  
 For Australia: retired at age when they could access superannuation

### 3. What do people think about raising the retirement age where they work?

A large part of American workers – 4 out of 10 - are against raising the minimum age for retirement and one third does not take a position. Americans say they should be able to collect full retirement benefits beginning at age 61.



Base : n=421 working, n=419 retired

Q.15 Working and Retired: What would you think if the age for retirement in your place of employment was increased?

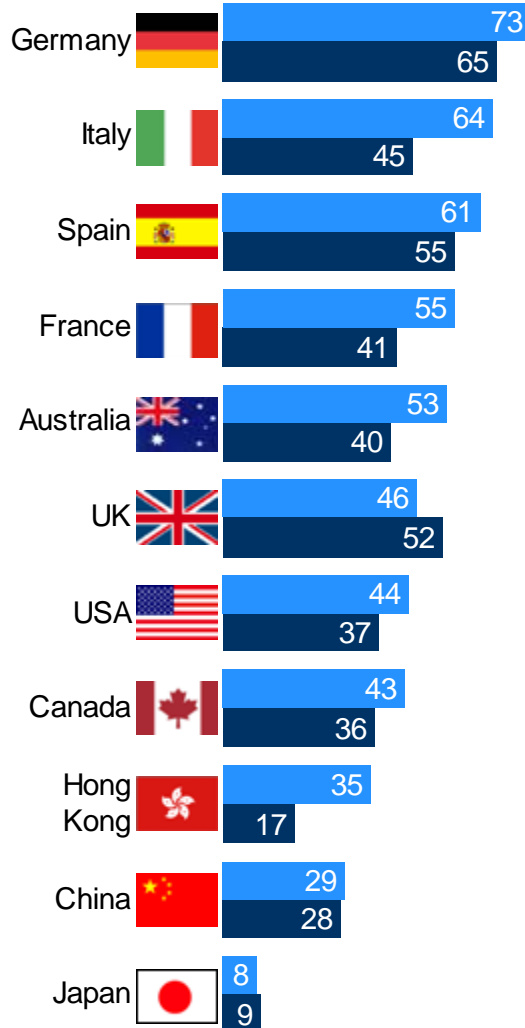
Q.16a Working and Retired: In your opinion, up to what age can the minimum retirement age limit be increased?



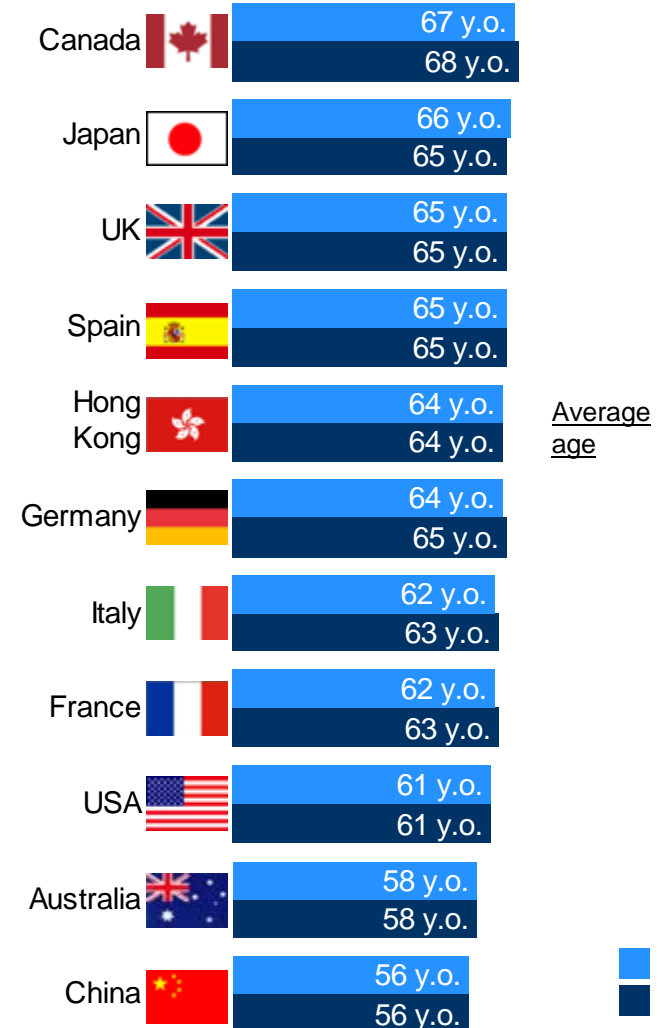
### 3. What do people think about raising the retirement age where they work?

American workers and retirees are less positive about raising the retirement age than people in many other countries.

% of persons who disapprove raising the retirement age limit



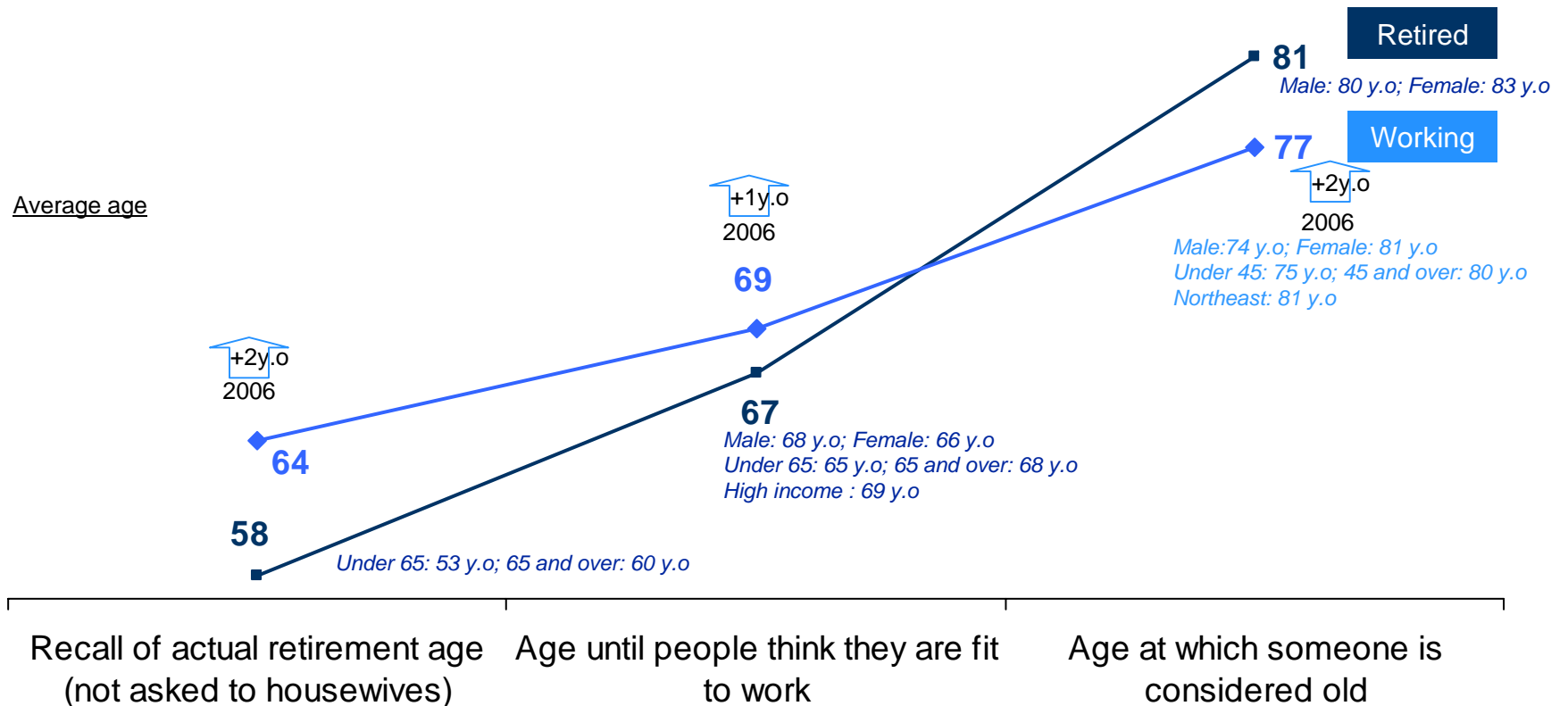
Up to what age can the retirement age be increased ?



For Canada, Hong Kong, : % who disapprove of postponing retirement age of few years  
 For USA: % who disapprove of increasing age for retirement in place of employment  
 For Australia: % who disapprove of working a few more years until accessing superannuation

## 4. Until what age are people fit to work? At what age are people old?

Workers have no doubt they will retire later than their elders and are fit to work longer, up to 69 years old. Retirees on their part, retired early and consider “81” years of age old.



Base : n= 421 working, n=419 retired

Q.13 Working: At what age do you think you will retire from full time job? Retired: at what age did you retire from full time job?

Q.19 Working: Personally, until what age do you think you would be fit to work full time? Retired: Personally, until what age do you think you would have been fit to work full time?

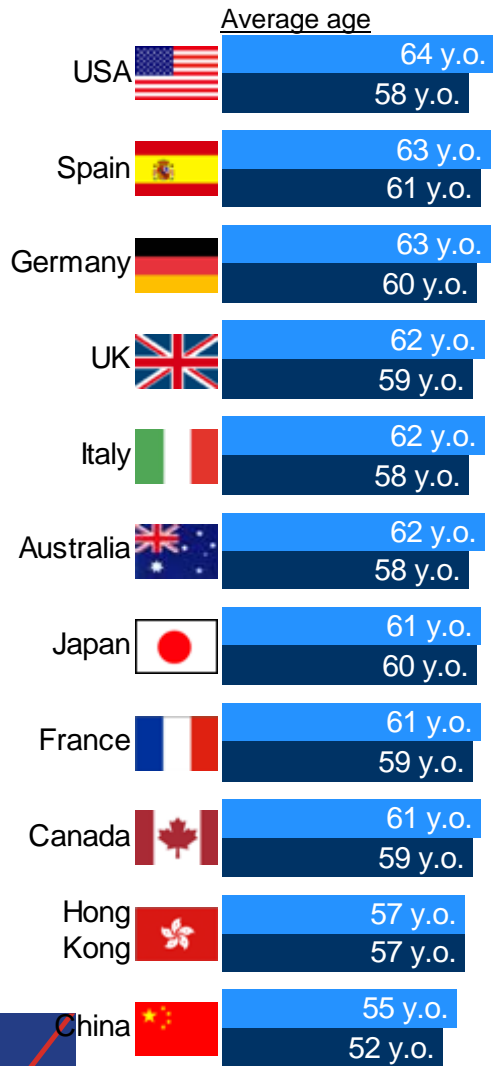
Q.42 Working and Retired: In your opinion, at what age is somebody old ...? SPONTANEOUS QUESTIONS



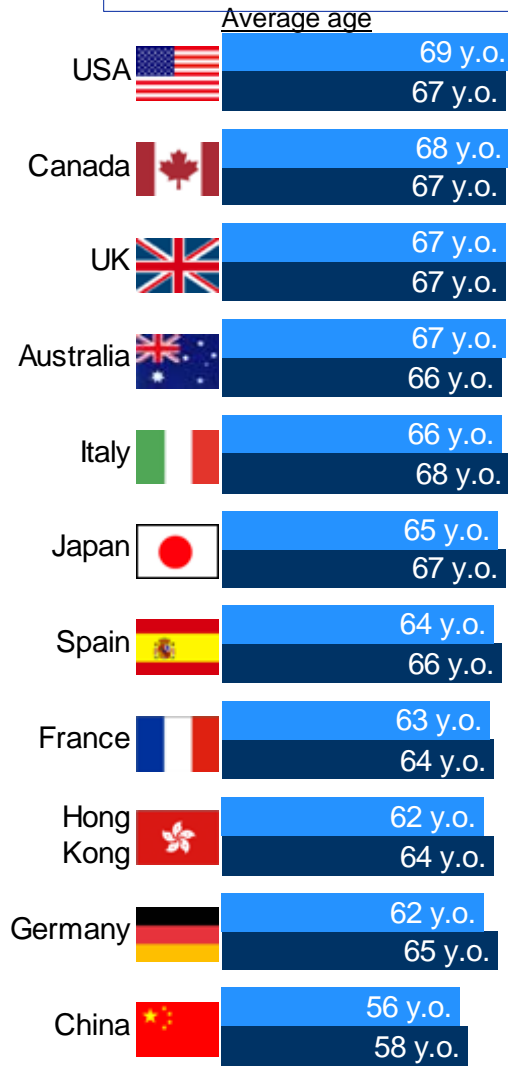
# 4. Until what age are people fit to work? At what age are people old?

People are considered “old” the latest in the U.S. Accordingly, Americans think they are fit to work longer than in other countries.

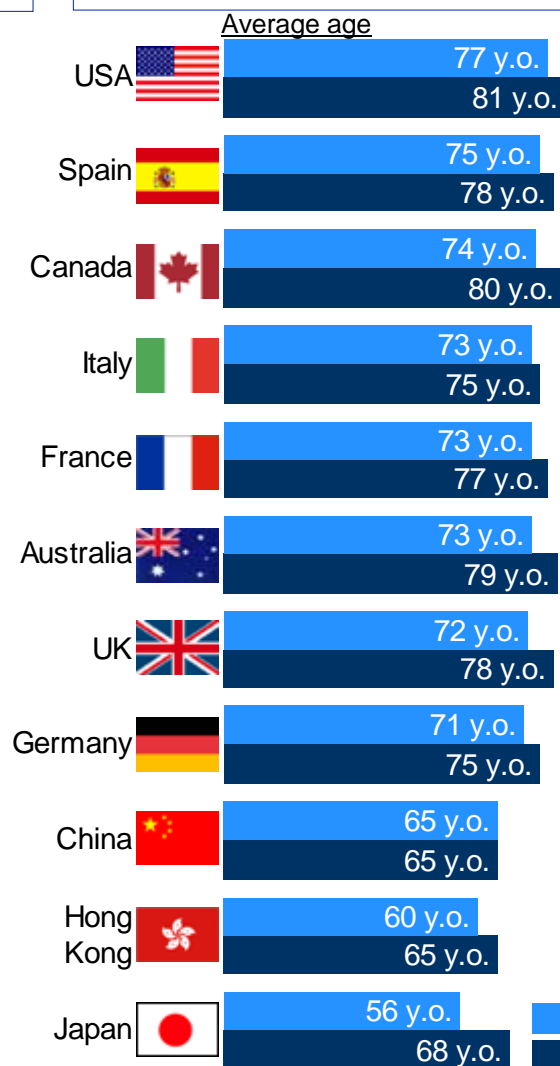
Recall of actual retirement age



Age until which people think they are fit to work

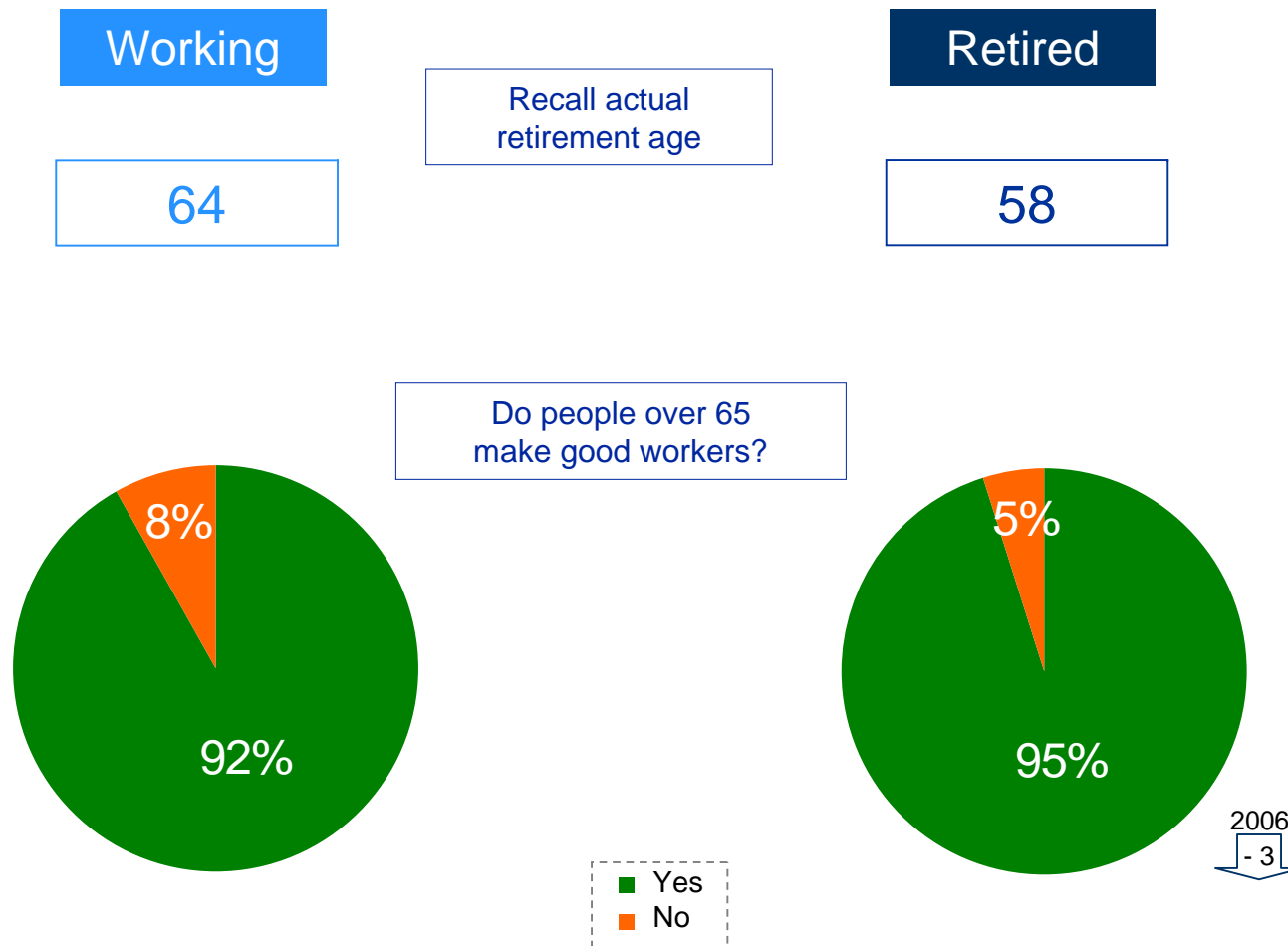


Age at which someone is considered to be old



## 5. Are people over 65 years old considered good workers?

A large percentage of respondents in the U.S. consider people over 65 years old make good workers.

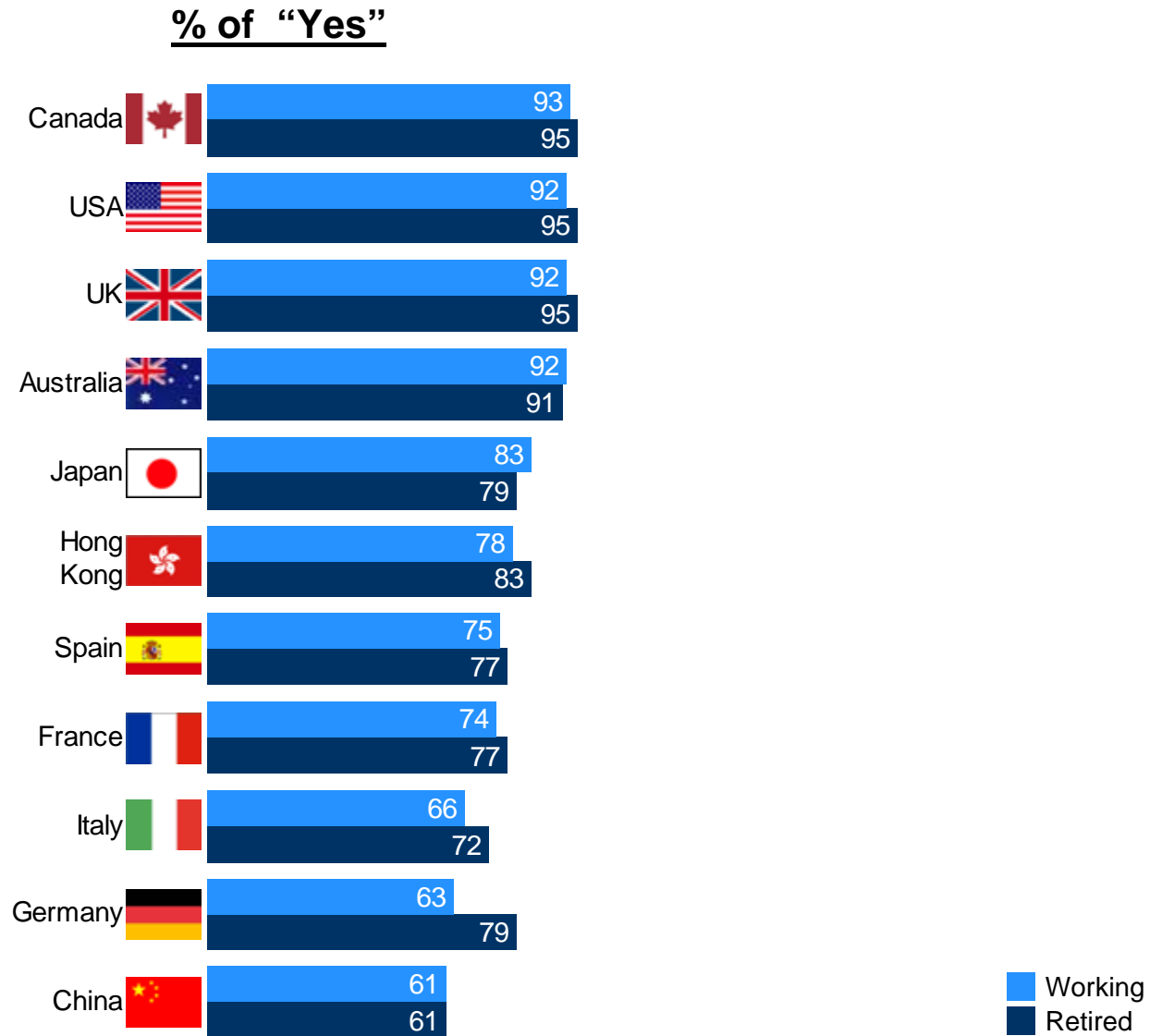


Base : n= 421 working, n=419 retired

Q.18 Working and Retired: Do you think people over 65 years make good workers?

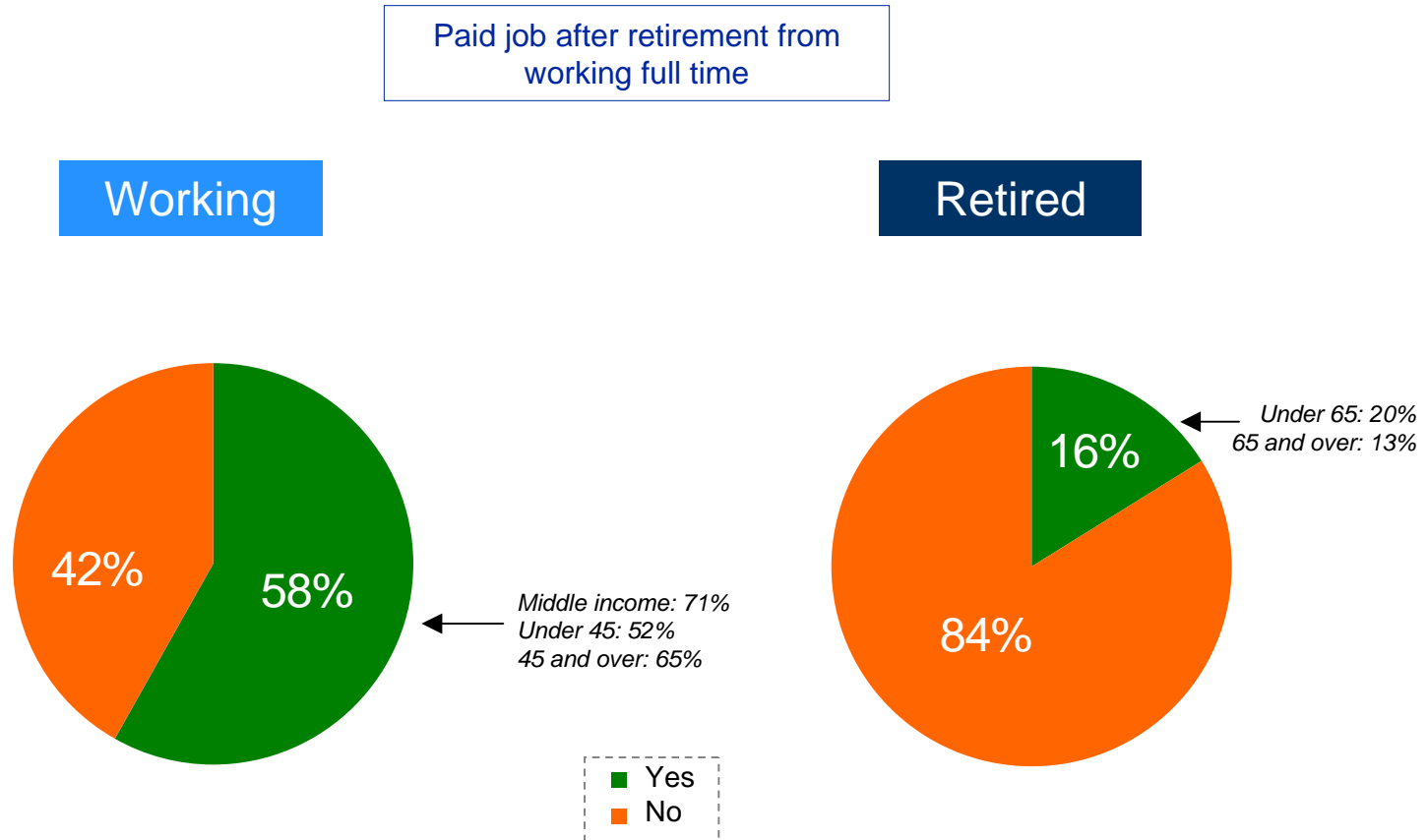
## 5. Are people over 65 years old considered good workers?

Respondents generally believe in the abilities of people over 65 years old, especially in Canada, the U.S., the U.K. and Australia,



## 6. Do people hold, or plan to hold, a paid job during retirement?

A majority of working people declare they will maintain a paid job once retired. Middle class workers and people aged 45 and over are more prepared to work after retirement than the other working people.



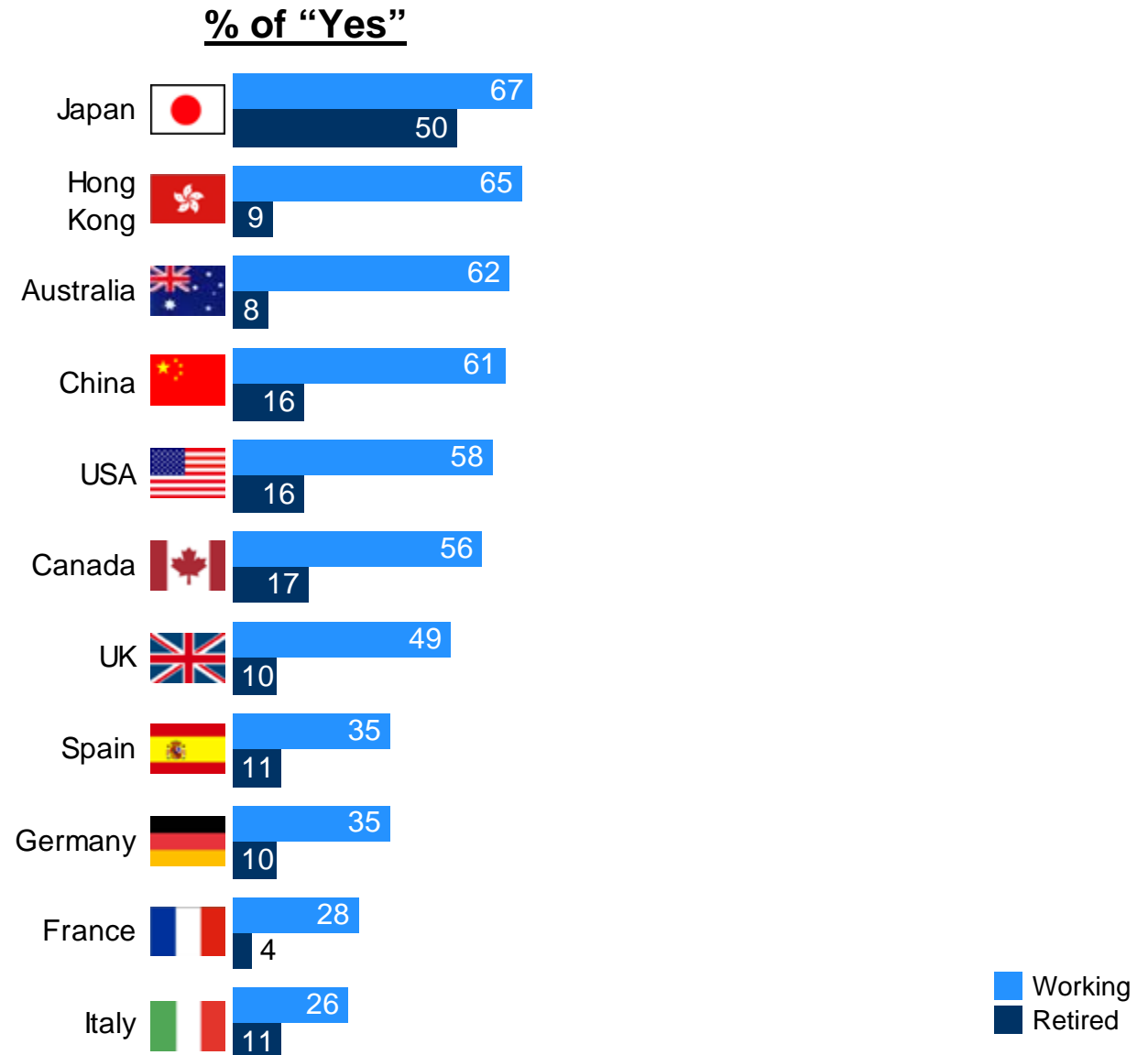
Base : n= 368 working, n=397 retired

Question not asked to housewives

Q.17 Working: Would you like to hold a paid job after retirement from working full time? Retired:  
Do you hold a paid job despite retirement?

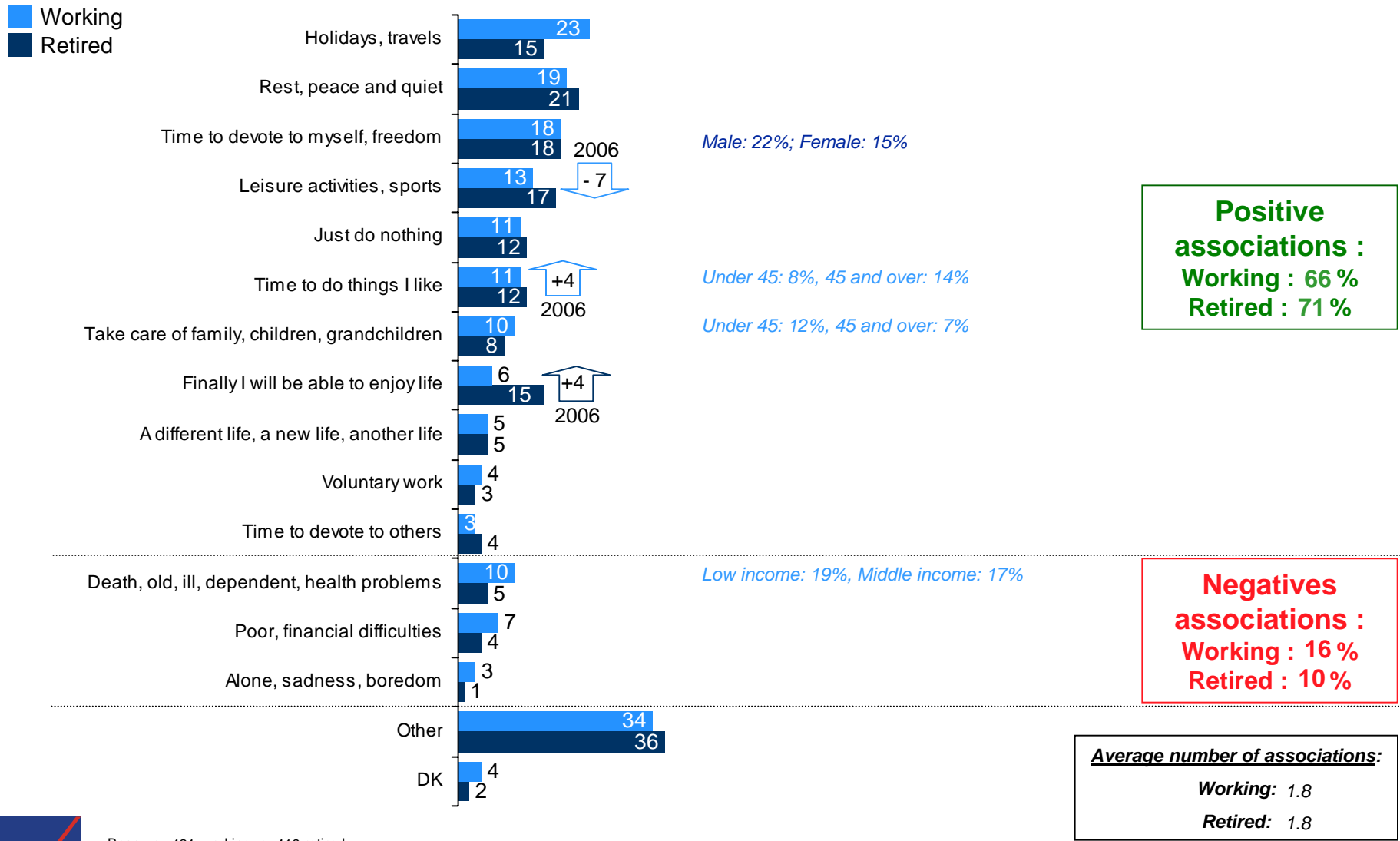
## 6. Do people hold, or plan to hold, a paid job during retirement?

When considering the rate of working retirees, the U.S. ranks second, together with China and just after Canada. Regarding the percentage of current workers planning to work once retired, the U.S. is slightly over average, ranking fifth.



# 7. What thoughts are spontaneously associated with retirement?

The view of retirement is very positive: it evokes rest, freedom, leisure activities, holidays and travel, even more so among workers than retirees. Very few Americans associate negative thoughts, apart from low income people who also focus on the difficulties related to ageing: illness, dependency, poverty.

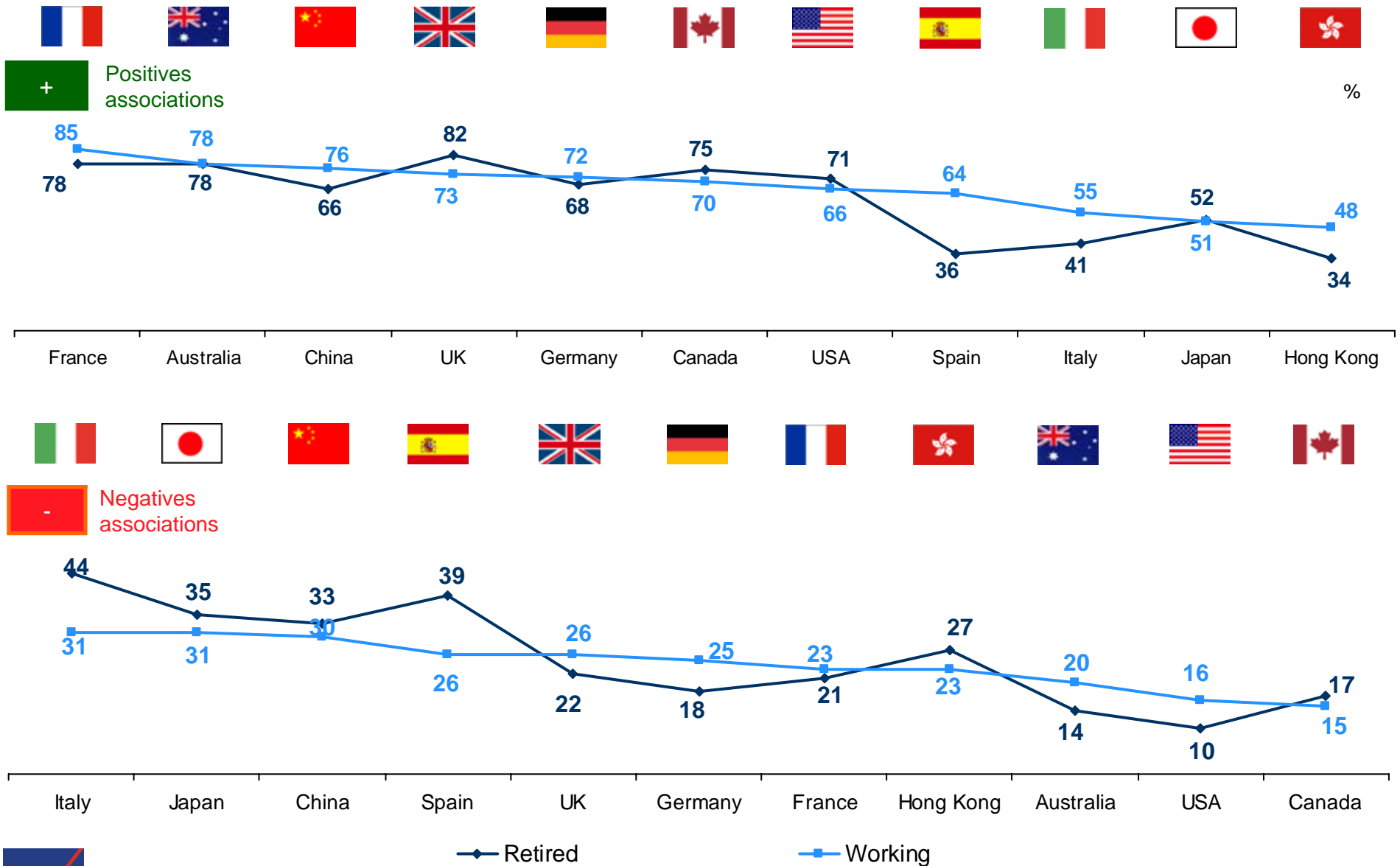


Base : n= 421 working, n=419 retired

Q.40 Working and Retired: What thoughts come to mind when thinking about the word "Retirement"? [SPONTANEOUS – PRE-CODED QUESTION]

# 7. What thoughts are spontaneously associated with retirement?

In the U.S., as in other countries, positive associations of retirement are prevalent.



## 8. Are people happy?

Americans are happy, especially among retirees. Respondents with low incomes are less happy than high incomes, especially among workers: more than one third of them declare being rather unhappy.

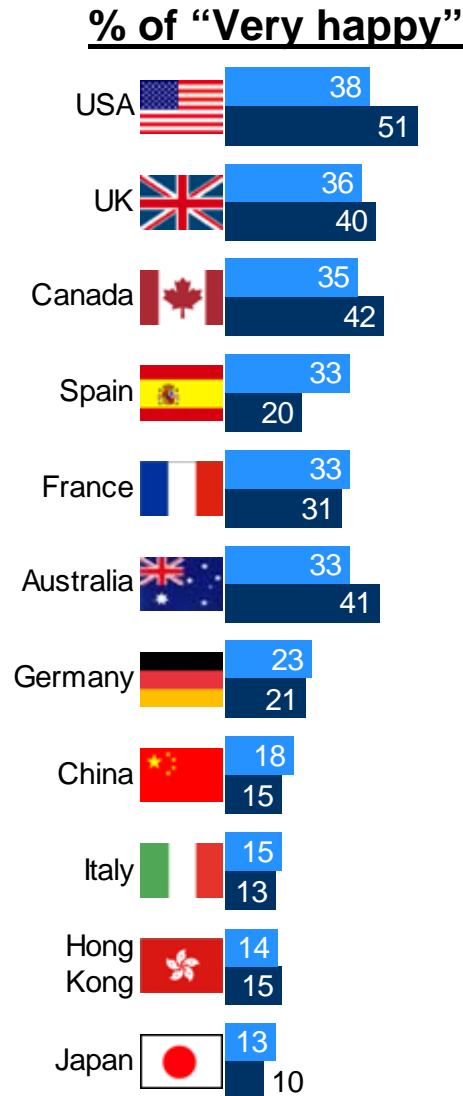


Base : n=421 working, n=419 retired

Q.2 Working and Retired: Overall, to what extent do you consider yourself to be happy? Do you feel ...

## 8. Are people “very” happy?

Americans, retirees particularly, compared to other countries, are the most numerous to declare themselves “very happy”.



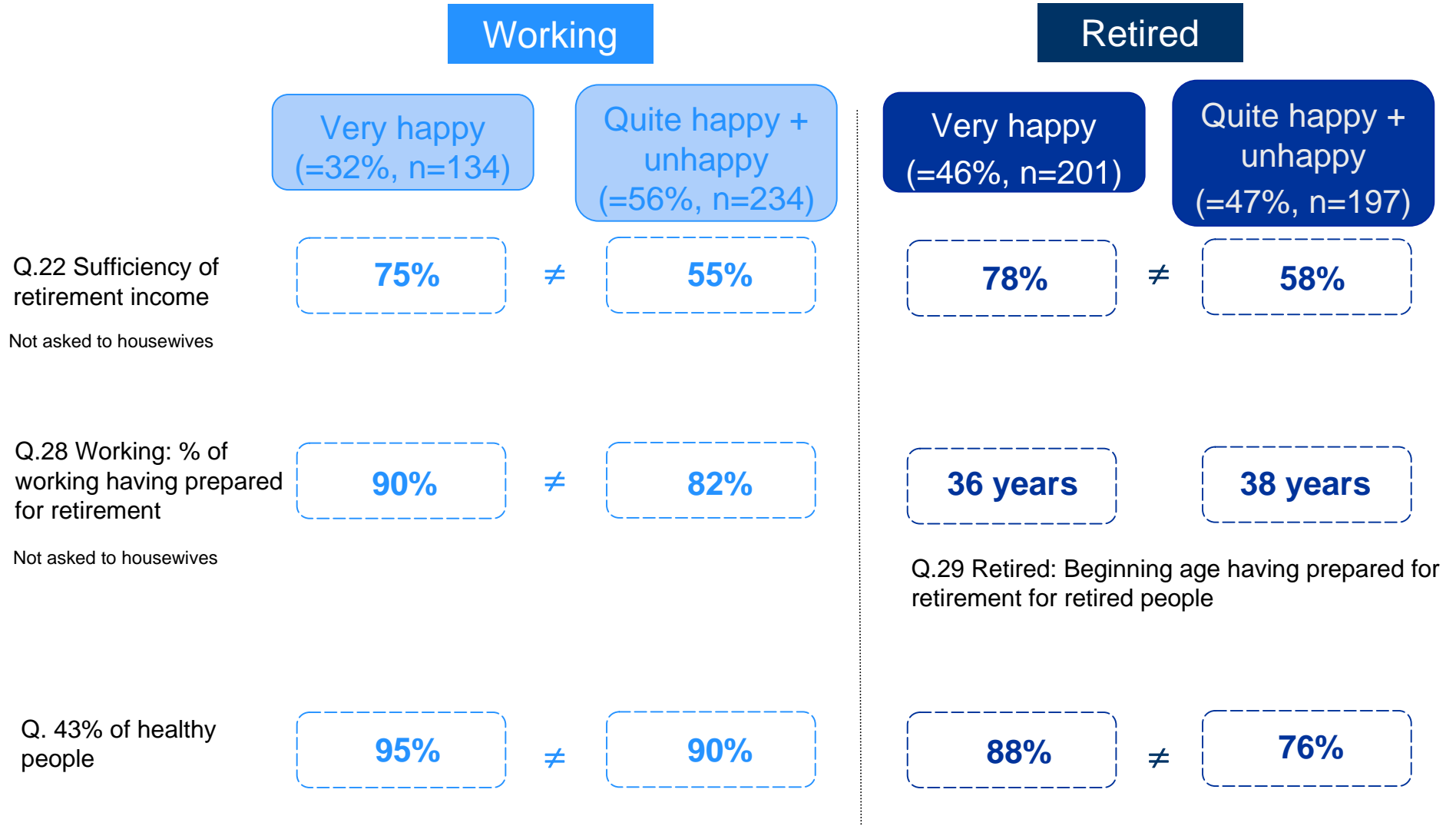
Note: When using value scales in Asian countries, one often observes that due to cultural and semantic differences the ‘top boxes’ are less used; influencing correct interpretation of rankings.



■ Working  
■ Retired

# 9. What factors influence happiness?

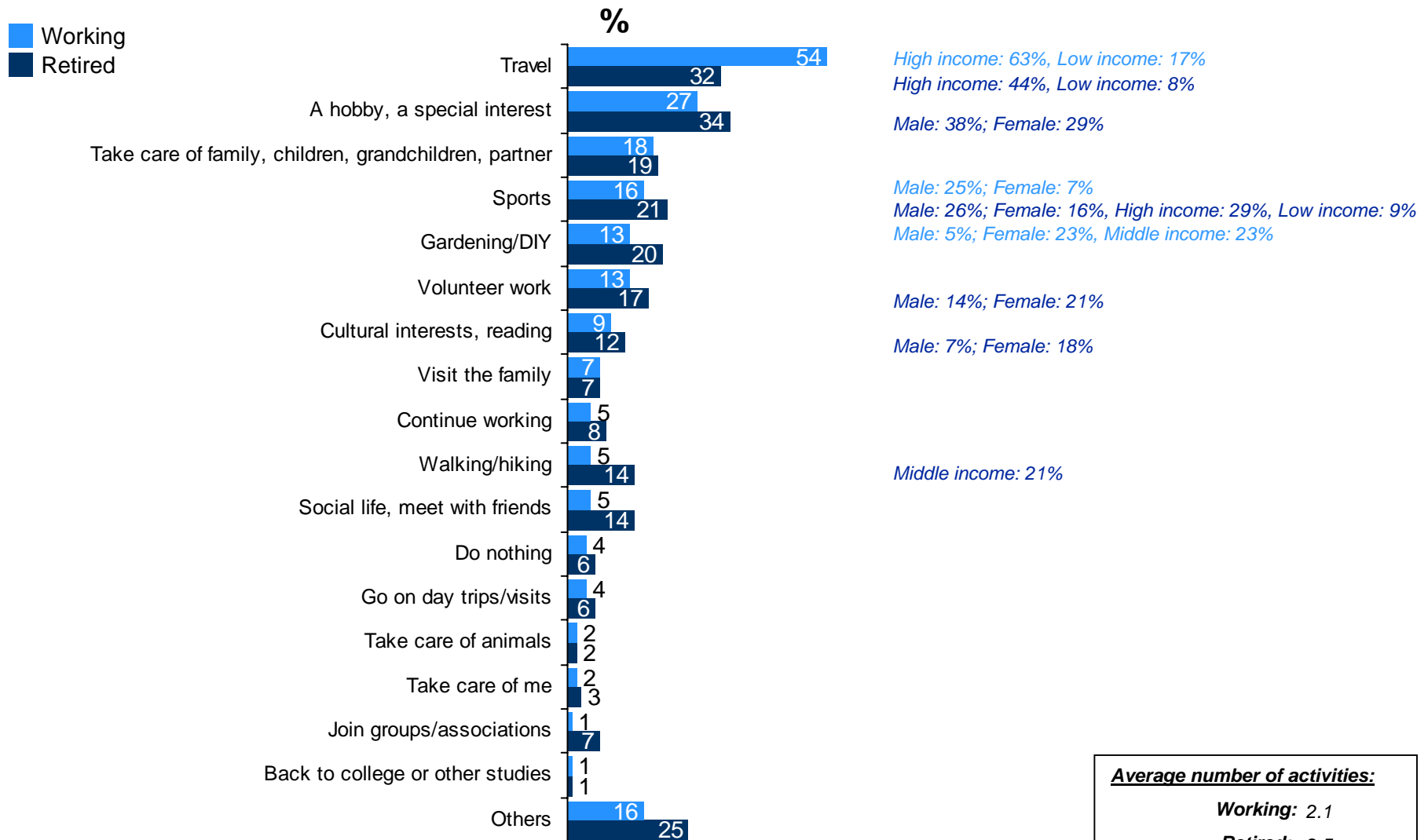
When retired, happiness is related to the financial conditions of retirement: the “very happy” consider having a sufficient retirement income; they also feel healthier.



≠ significant discrepancy between very happy and quite happy + unhappy people  
\* (low base n<30)

# 10. Which activities do people do, plan to do, when retired?

American retirees are quite active: they devote time to a hobby, travel, taking care of their family, practicing a sport, DIY projects and gardening. Volunteer work and participation in associations are relatively widespread. Workers dream of traveling.














**Average number of activities:**  
**Working: 2.1**  
**Retired: 2.5**



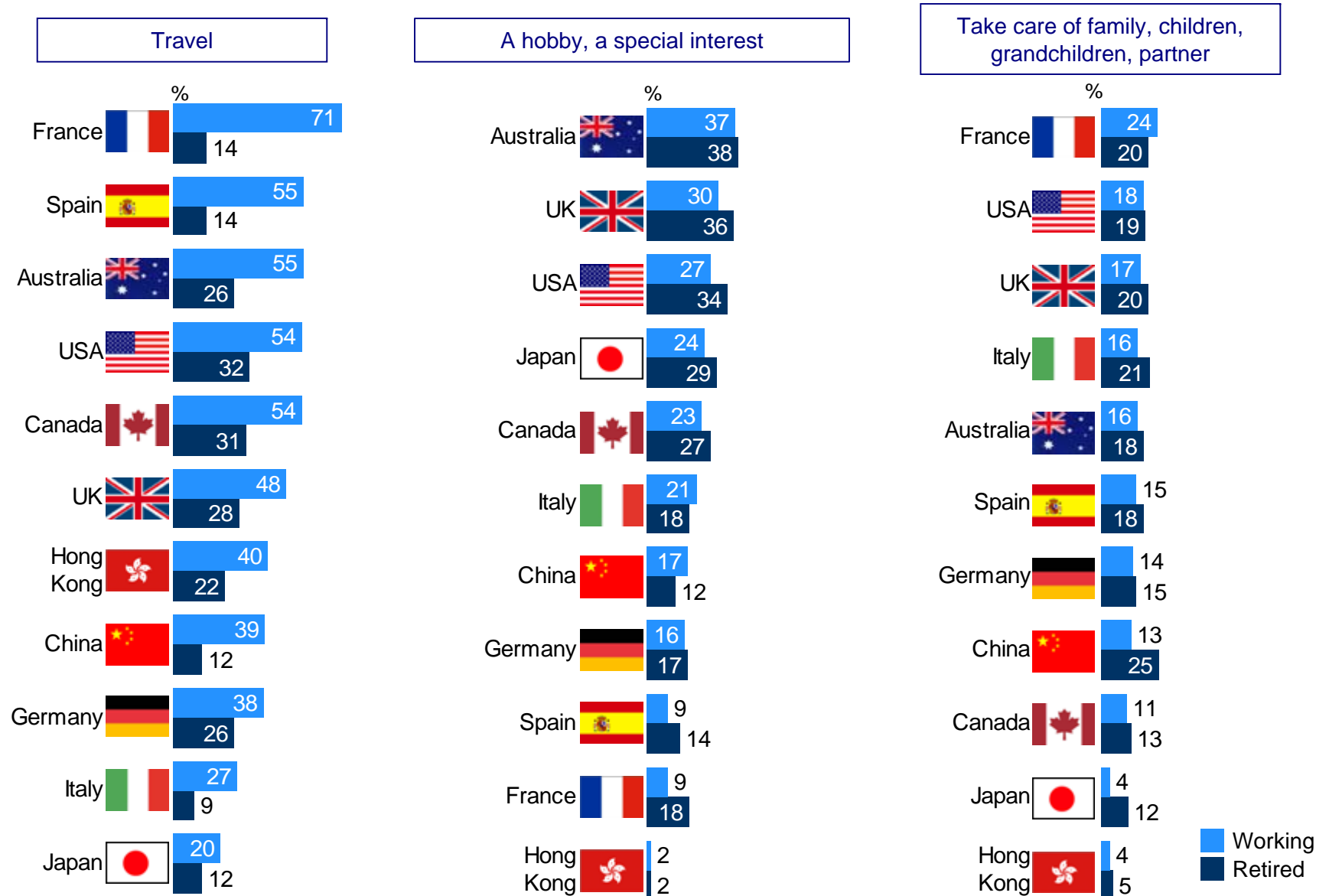
Base : n= 421 working, n= 419 retired  
 Q.41 Working: Which activities and projects would most interest you when Retired from a full time job? Retired: What kind of activities do you do since you retired from a full time job?  
 [SPONTANEOUS PRE-CODED QUESTION]

## 10. Average number of activities practiced ?

		Working	Retired
Australia		2,4	2,9
UK		2,3	2,8
China		2,3	2,0
France		2,2	2,2
Canada		2,1	2,5
USA		2,1	2,5
Germany		1,8	2,1
Spain		1,8	1,6
Hong Kong		1,5	1,7
Italy		1,5	1,5
Japan		1,5	1,7


# 10. Which activities do people do, plan to do, when retired? (1/5)

When compared to other retired populations, U.S. retirees travel the most.



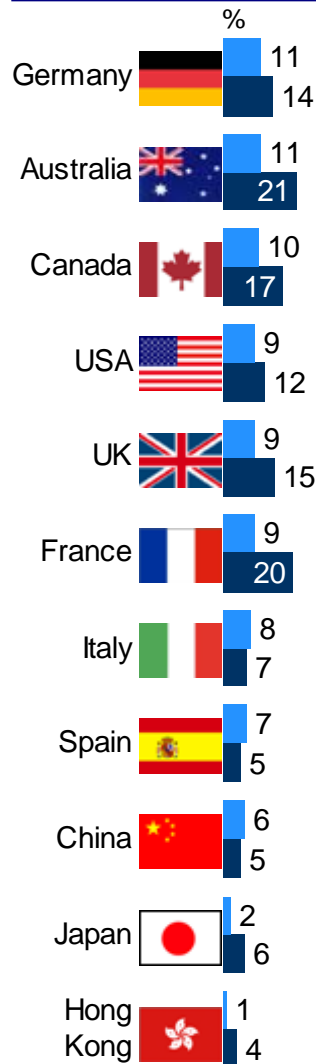
# 10. Which activities do people do, plan to do, when retired? (2/5)

U.S. retirees are quite involved in volunteer work, ranking fourth when compared with other countries.




# 10. Which activities do people do, plan to do, when retired? (3/5)

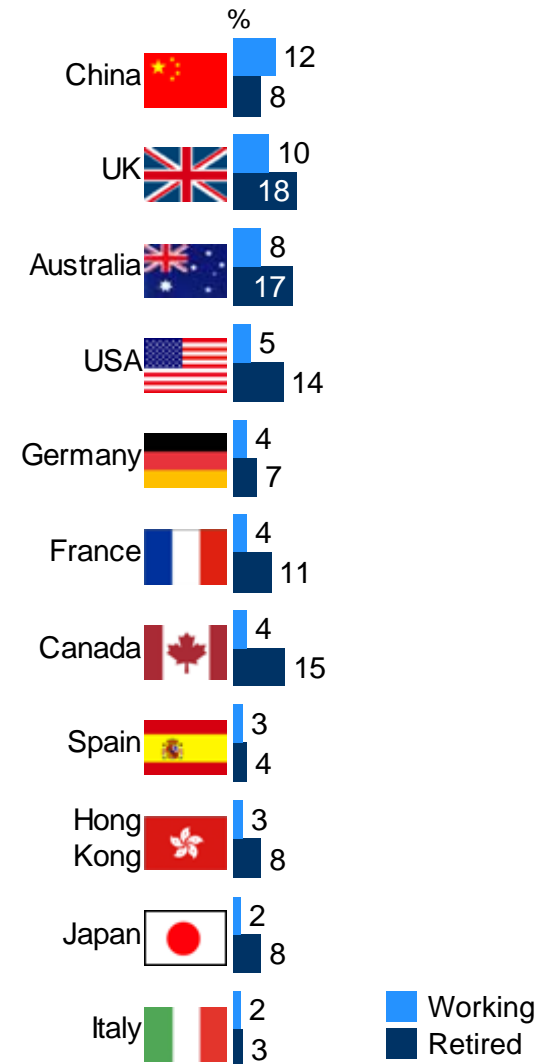
Cultural interests, reading



Visit the family




Social life, meet with friends



# 10. Which activities do people do, plan to do, when retired? (4/5)

U.S. retirees and workers are the most inclined, with the Chinese, to continue working.




# 10. Which activities do people do, plan to do, when retired? (5/5)

Take care of me




Take care of animals



Back to college or other studies



Join groups / associations



Working  
Retired

# Summary – Which activities do people do, plan to do, when retired?

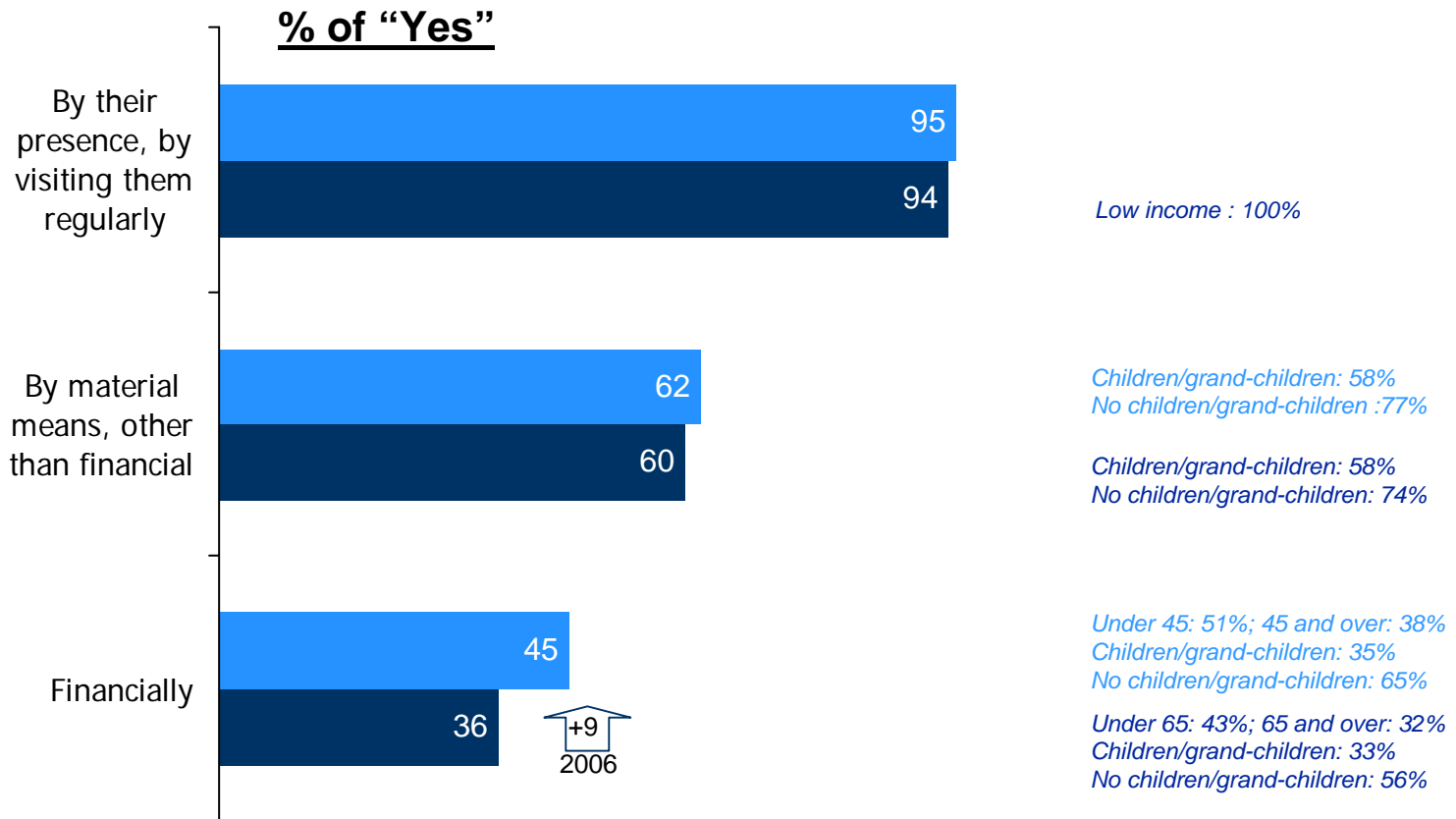
										
USA	Canada	UK	France	Germany	Italy	Spain	China	Japan	Hong Kong	Australia

Working												
1 <sup>st</sup>	Travel	Travel	Travel	Travel	Travel	Travel	Travel	Travel	Travel	Volunteer work	Travel	Travel
	<u>54%</u>	<u>54%</u>	<u>48%</u>	<u>71%</u>	<u>38%</u>	<u>27%</u>	<u>55%</u>	<u>39%</u>	<u>26%</u>	<u>40%</u>	<u>55%</u>	
	A hobby, a special interest	A hobby, a special interest	A hobby, a special interest	Take care of family	Sports	A hobby, a special interest	Take care of family	Sports	A hobby, a special interest	Volunteer work	A hobby, a special interest	
2 <sup>nd</sup>	<u>27%</u>	<u>23%</u>	<u>30%</u>	<u>24%</u>	<u>19%</u>	<u>21%</u>	<u>15%</u>	<u>27%</u>	<u>24%</u>	<u>20%</u>	<u>37%</u>	
	Take care of family	Sports	Gardening / DIY	Gardening / DIY	A hobby, a special interest	Take care of family	Sports	Walking / hiking	Travel	Sports	Volunteer work	
	<u>18%</u>	<u>17%</u>	<u>23%</u>	<u>13%</u>	<u>16%</u>	<u>16%</u>	<u>13%</u>	<u>19%</u>	<u>20%</u>	<u>11%</u>	<u>19%</u>	
3 <sup>rd</sup>	Take care of family	Sports	Gardening / DIY	Gardening / DIY	A hobby, a special interest	Take care of family	Sports	Walking / hiking	Travel	Sports	Volunteer work	
	<u>18%</u>	<u>17%</u>	<u>23%</u>	<u>13%</u>	<u>16%</u>	<u>16%</u>	<u>13%</u>	<u>19%</u>	<u>20%</u>	<u>11%</u>	<u>19%</u>	
	Take care of family	Sports	Gardening / DIY	Gardening / DIY	A hobby, a special interest	Take care of family	Sports	Walking / hiking	Travel	Sports	Volunteer work	
<u>18%</u>	<u>17%</u>	<u>23%</u>	<u>13%</u>	<u>16%</u>	<u>16%</u>	<u>13%</u>	<u>19%</u>	<u>20%</u>	<u>20%</u>	<u>11%</u>	<u>19%</u>	
Retired												
1 <sup>st</sup>	A hobby, a special interest	Travel	Gardening / DIY	Gardening / DIY	Sports	Take care of family	Do nothing	Take care of family	A hobby, a special interest	Travel	A hobby, a special interest	
	<u>34%</u>	<u>31%</u>	<u>39%</u>	<u>36%</u>	<u>36%</u>	<u>21%</u>	<u>19%</u>	<u>25%</u>	<u>29%</u>	<u>22%</u>	<u>38%</u>	
	Travel	Sports	A hobby, a special interest	Take care of family	Travel	A hobby, a special interest	Walking / hiking	Walking / hiking	Volunteer work	Sports	Gardening / DIY	
2 <sup>nd</sup>	<u>32%</u>	<u>29%</u>	<u>36%</u>	<u>20%</u>	<u>26%</u>	<u>18%</u>	<u>19%</u>	<u>20%</u>	<u>20%</u>	<u>21%</u>	<u>29%</u>	
	Sports	A hobby, a special interest	Travel	Cultural interests, reading	Gardening / DIY	Do nothing	Take care of family	Sports	Do nothing	Volunteer work	Sports	
	<u>21%</u>	<u>27%</u>	<u>28%</u>	<u>20%</u>	<u>22%</u>	<u>12%</u>	<u>18%</u>	<u>17%</u>	<u>18%</u>	<u>17%</u>	<u>27%</u>	
3 <sup>rd</sup>	<u>21%</u>	<u>27%</u>	<u>28%</u>	<u>20%</u>	<u>22%</u>	<u>12%</u>	<u>18%</u>	<u>17%</u>	<u>18%</u>	<u>17%</u>	<u>27%</u>	



# 11. How should children support their retired parents?

Nearly all Americans think children should often visit their parents, as well as provide material help. Financial support is less of an obligation. Paradoxically, people with no children or grandchildren are the most convinced of the importance of solidarity within the family.

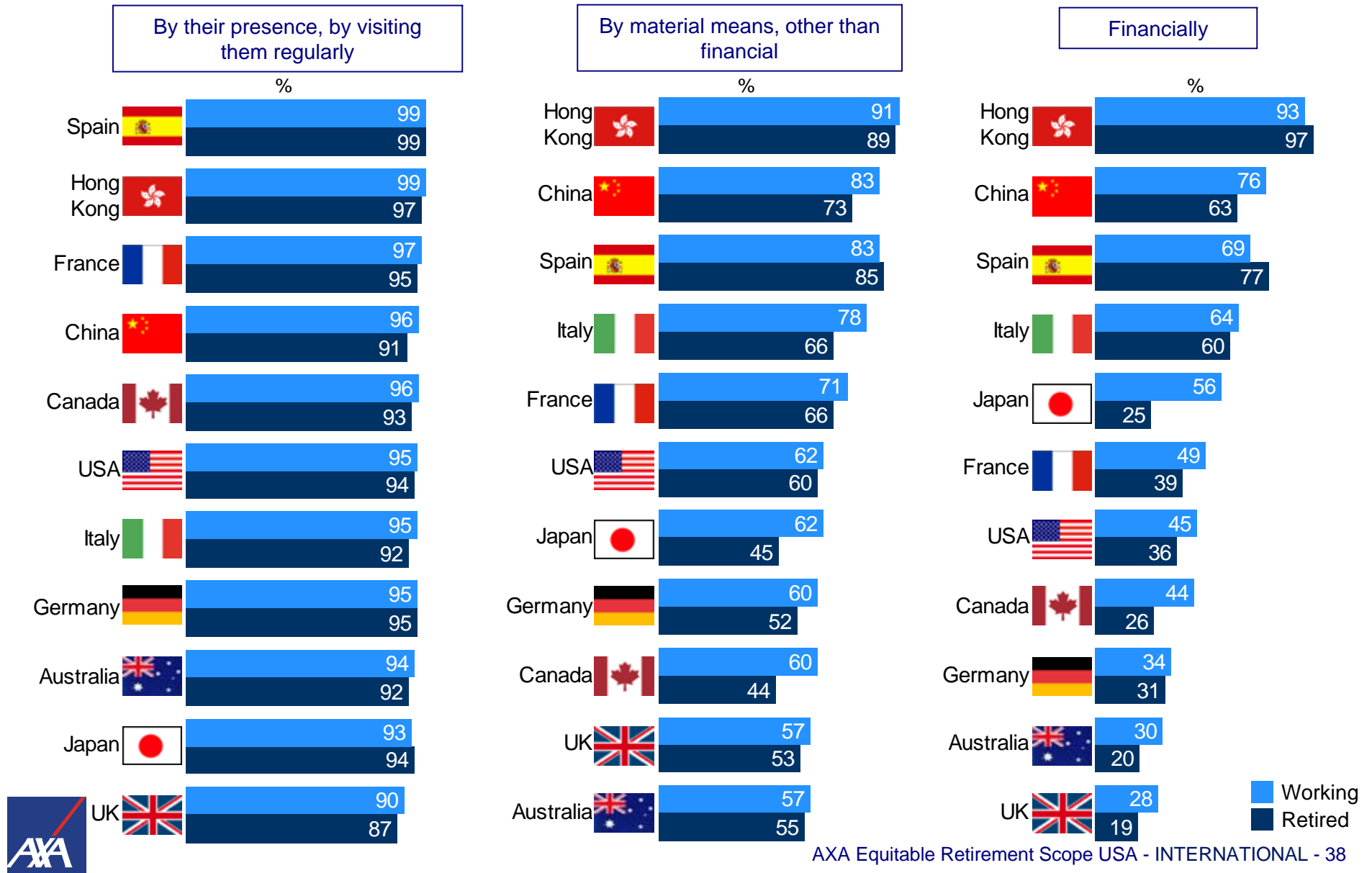


Base : n= 421 working, n=419 retired  
Q.49 Working and Retired: Do you think children should support their Retired parents?  
[AIDED QUESTION]

Working  
Retired

# 11. How should children support their retired parents?

U.S. workers are about average in regards to providing material support to their retired parents. They are less inclined to provide financial help than workers in Southern Europe or Asian countries.



## **Retirement from a financial point of view?**

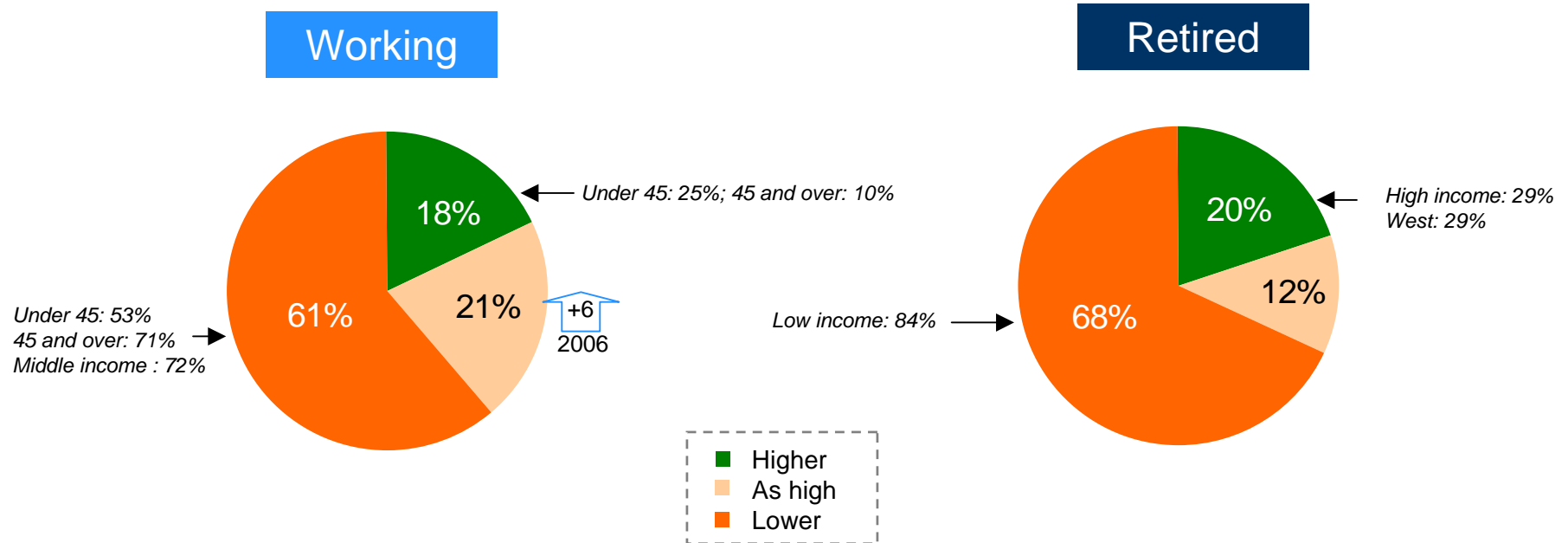
- Does retirement mean improved or diminished living standards?
- Do people prepare for and plan for retirement?

### **Working vs Retired**



# 1. Is/Will retirement income be higher or lower than the last earned salary?

For the majority of respondents, retirement corresponds with a drop in income. Among retirees, a discrepancy between people with a high income - almost one-third of them have an income higher than their last wages - and people with a low income, who almost all have seen their income decrease. Among the workers, people under 45 are more optimistic than people over 45. And middle income respondents are more pessimistic than the rest of the population.



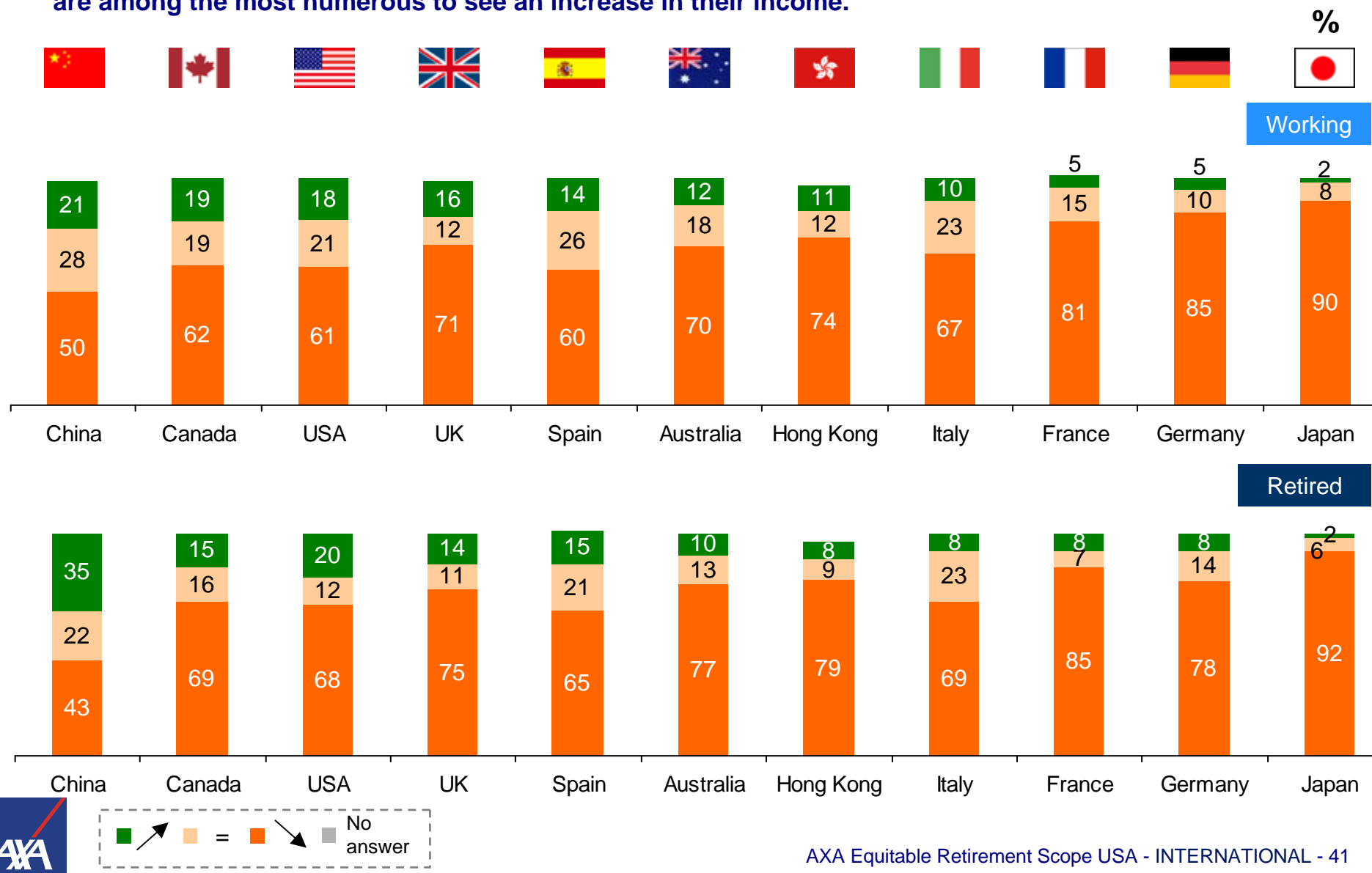
Question not asked to housewives  
 Base : n=368 working, n=397 retired

Q.20 Working: Considering your total retirement income –government and private benefits, savings and company pensions-, do you think that your annual retirement income will be higher, as high or lower than your last salary? Retired: Considering your total retirement income –government and private benefits, savings and company pensions-, do you think that your annual retirement income is higher, as high or lower than your last salary?



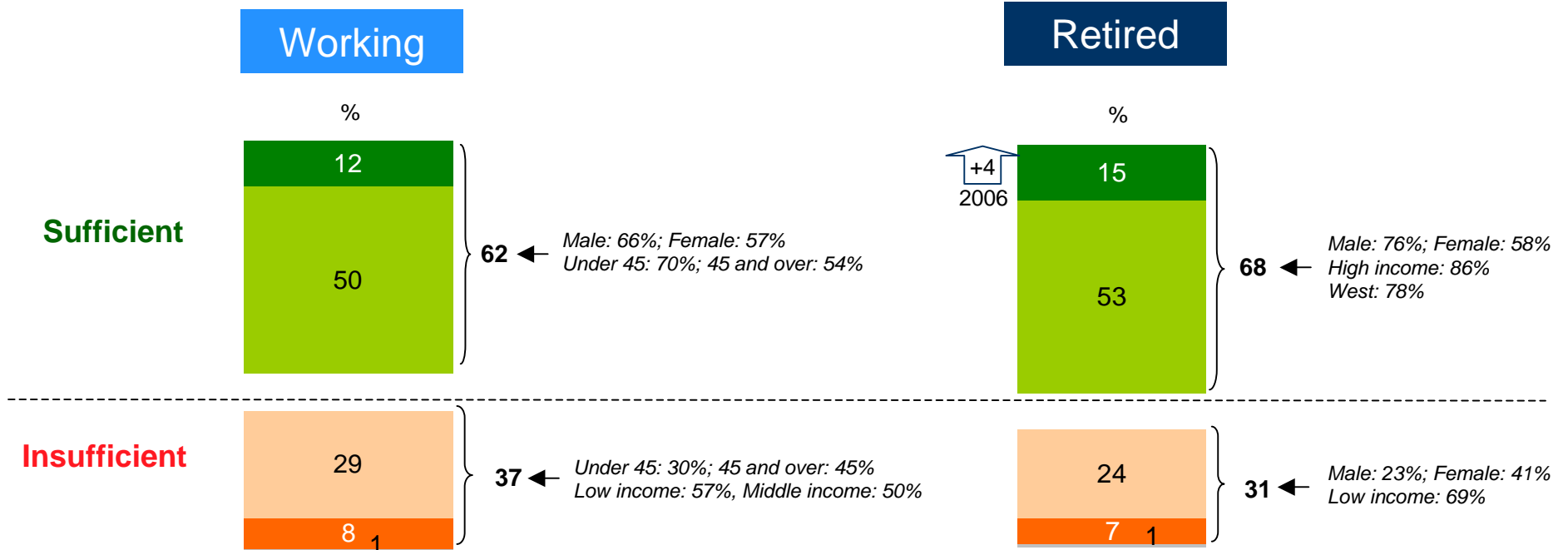
# 1. Is/Will retirement income be higher or lower than the last earned salary?

Everywhere except China, retirement results in a drop of income. Nevertheless, U.S. retirees and workers are among the most numerous to see an increase in their income.



## 2. Is/Will retirement income be sufficient?

Among retirees there are significant differences in the sufficiency of income: respondents with high incomes have enough to live on while those with low incomes suffer. The situation of females is less favourable than men. Workers are optimistic: two thirds think their retirement income will be sufficient. But again, while a large majority of respondents 45 and under anticipate a sufficient retirement income, nearly half of those older than 45 fear being short.



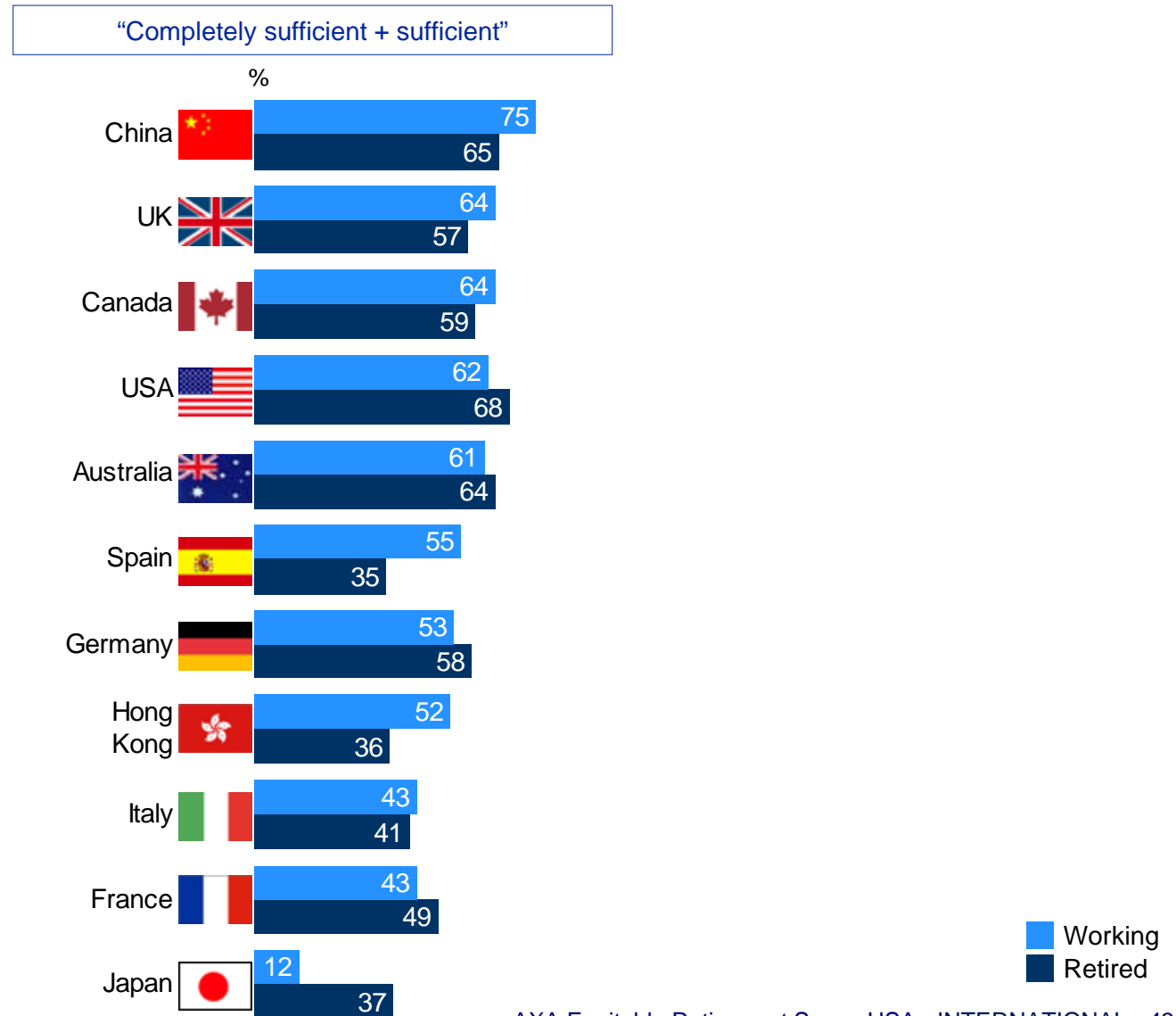
Question not asked to housewives  
 Base : n=368 working, n=397 retired

Q.22 Working: Still considering your total retirement income – government and private benefits, savings and company pensions etc-, do you think that the amount of your retirement income will be ...? Retired: Still considering your total retirement income – government and private benefits, savings and company pensions, etc. -, do you think that the amount of your income is ...?



## 2. Is/Will retirement income be sufficient?

In the U.S. retirees are the most numerous to think they benefit from a sufficient income. U.S. workers are less optimistic.



### 3. Are workers aware of their retirement income and what is the retirement income retirees?

Although the majority of workers are not aware of their retirement income, there is an increase over that awareness vs 2006. Of workers close to retirement over the age of 55, less than half of them knows the amount of their future pension.

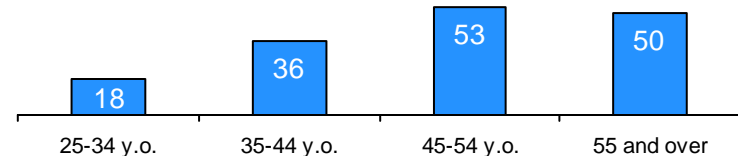
#### Working

39 % of the working population knows the amount of their future retirement income



Male: 43%; Female: 34%

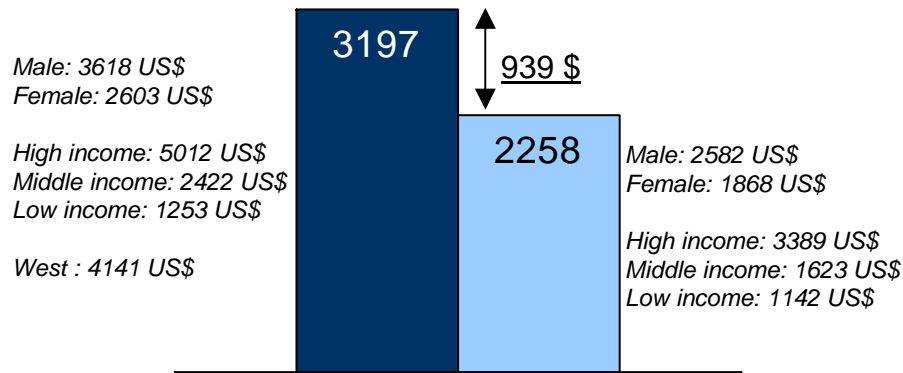
Base : n= 368 working



Q.21 Working: Considering your total retirement income -government and private benefits, savings and company pensions etc-, do you have a good idea of the amount of your future retirement income?

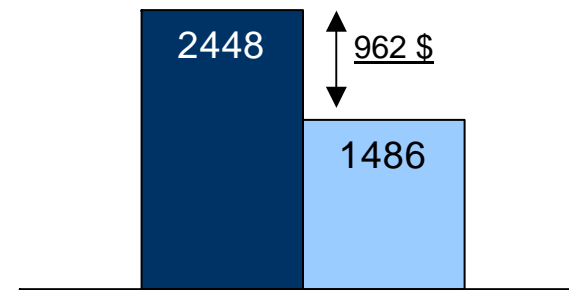
#### Retired

##### Mean in US\$



No answer : 27% / 13%

##### Median income in US\$



■ Mean amount of all retirement income  
■ Average amount necessary to pay household expenses

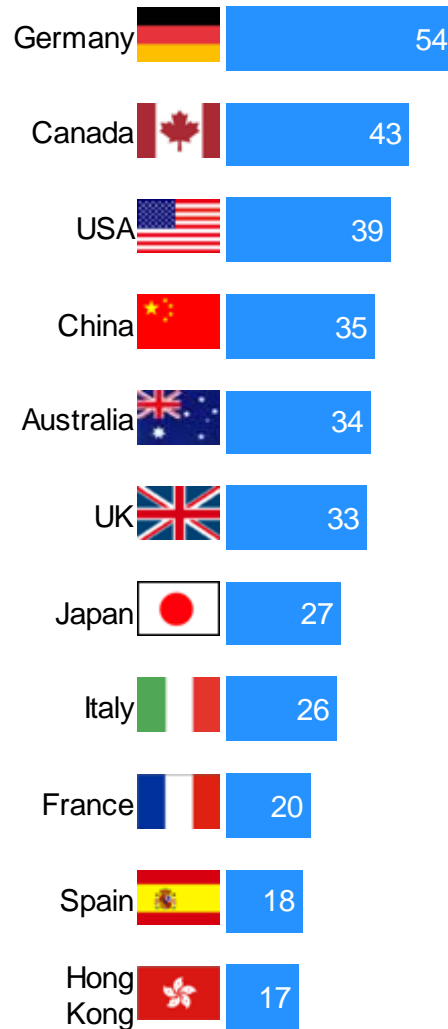
Base : n= 397 retired Question not asked to housewives  
Q.21a Retired: What is the total net monthly amount of all your retirement income?  
Base : n= 419 retired  
Q.21b Retired: How much do you need per month for your household expenses?



### 3. Are workers aware of their retirement income?

Working

% of those who know their future retirement income














Working



### 3. What is the retirement income for retired people?

U.S. retirees have the highest income, as well as the highest positive gap with the amount needed for household expenses.

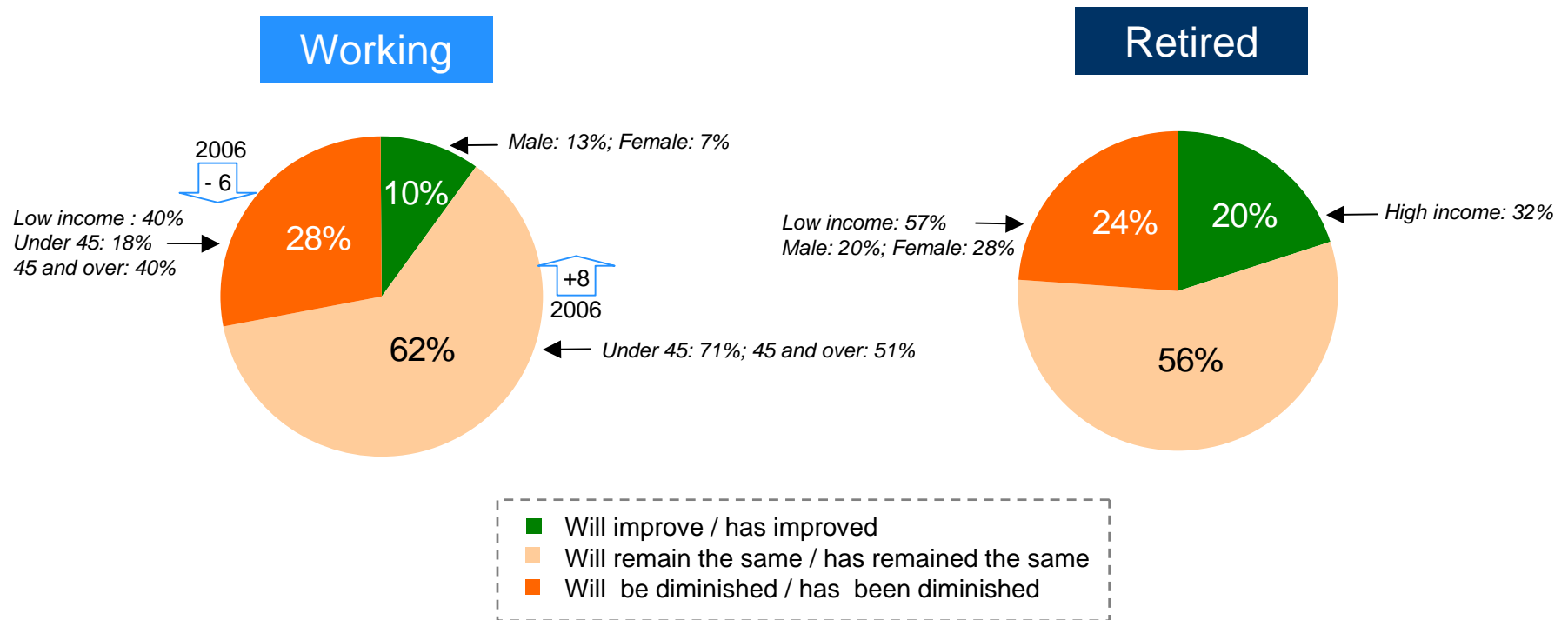
Retired		TOTAL NET MONTHLY AMOUNT OF ALL THE PENSIONS	AMOUNT NEEDED FOR HOUSEHOLD EXPENSES	GAP between the amount of pensions and the household expenses
USA 	(US\$ 3197)=2512 €	(US\$ 2258)=1774 €	(+ US\$ 939)= +738 €	
France 	1560 €	1835 €	- 275 €	
Canada 	(CAD 2139)=1493 €	(CAD 2061)=1438 €	(+ CAD 78)= + 55 €	
Germany 	1452 €	897 €	+ 555 €	
UK 	(£ 868)=1287 €	(£ 597)=885 €	(+ £ 271)= + 402 €	
Japan 	(175925 ¥)=1186 €	(226749 ¥)=1528 €	(- 50824 ¥)= - 342 €	
Italy 	1130 €	1405 €	- 275 €	
Australia 	(1751 AUD) =1048 €	(1382 AUD) =827 €	(+ 369 AUD) = + 221 €	
Spain 	861 €	1057 €	- 196 €	
Hong Kong 	(HKD 6717)=678 €	(HKD 7738)=782 €	- 42 €	
China 	(RMB 966)=95 €	(RMB 1498)=147 €	(- RMB 532)= - 52 €	



**!Warning: this table does not consider the different standard of living between countries and high rates of No answer.**

## 4. Does retirement mean improved or diminished living standards?

A general trend is that despite a decrease in income, living standards tend to remain the same after retiring. Among retirees, differences correspond to the level of income: an increase in living standards for one-third of respondents with high incomes and a decrease in living standards for more than half of respondents with low incomes. There are also differences according to age: people under 45 are more optimistic than the older part of the workforce.

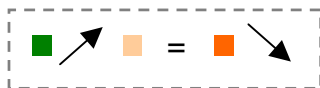
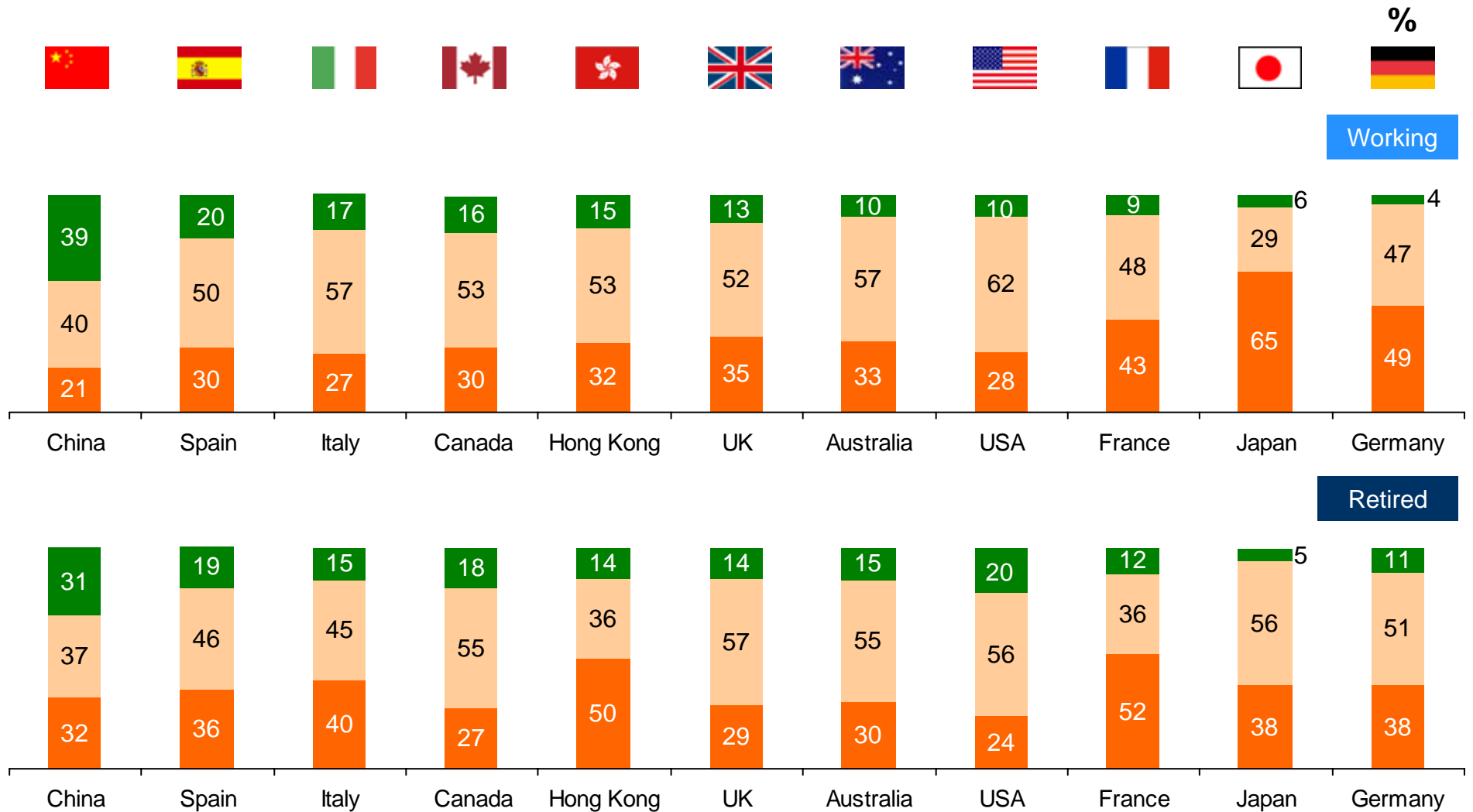


Base : n= 421 working, n=419 retired

Q.23 Working: Do you think that your standard of living will improve, remain the same or be diminished after you retire from your full time job? Retired: Do you think that your standard of living has improved, remained the same, or, been diminished since you retired from your full time job?

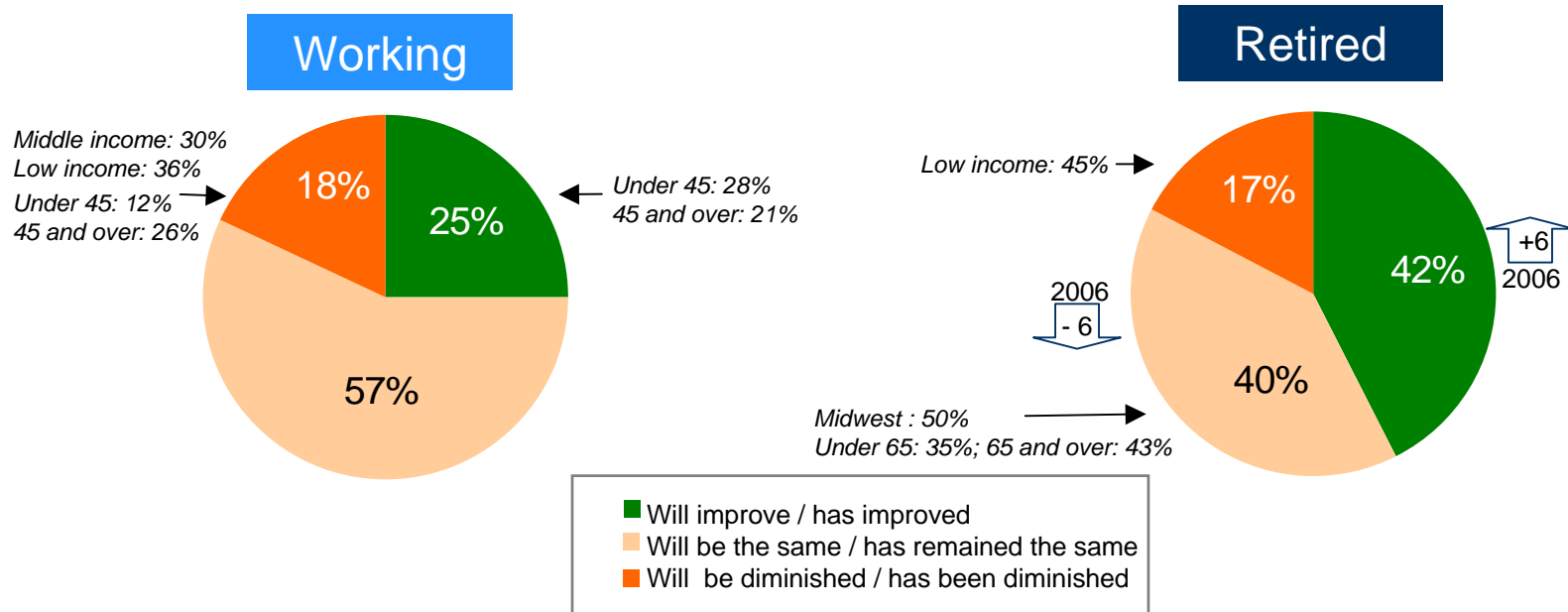
## 4. Does retirement mean improved or diminished living standards?

Almost everywhere, living standards tend to be preserved after retirement. This is particularly true in the U.S. where retirees are the most successful in maintaining or improving their living standards.



## 5. Finally, does retirement mean improved or diminished quality of life?

Finally, with retirement, the quality of life improves or remains the same. Less than 20% of respondents think they face or will face a diminished quality of life once retired. The quality of life appears partly linked to income: most of those for whom it improved or should improve consider that their retirement income is sufficient.



Is quality of life linked to the level of retirement income?

	Quality of life					
	Working			Retired		
Sufficiency of retirement income	↗	=	↘	↗	=	↘
		84%	66%	21%	76%	76%



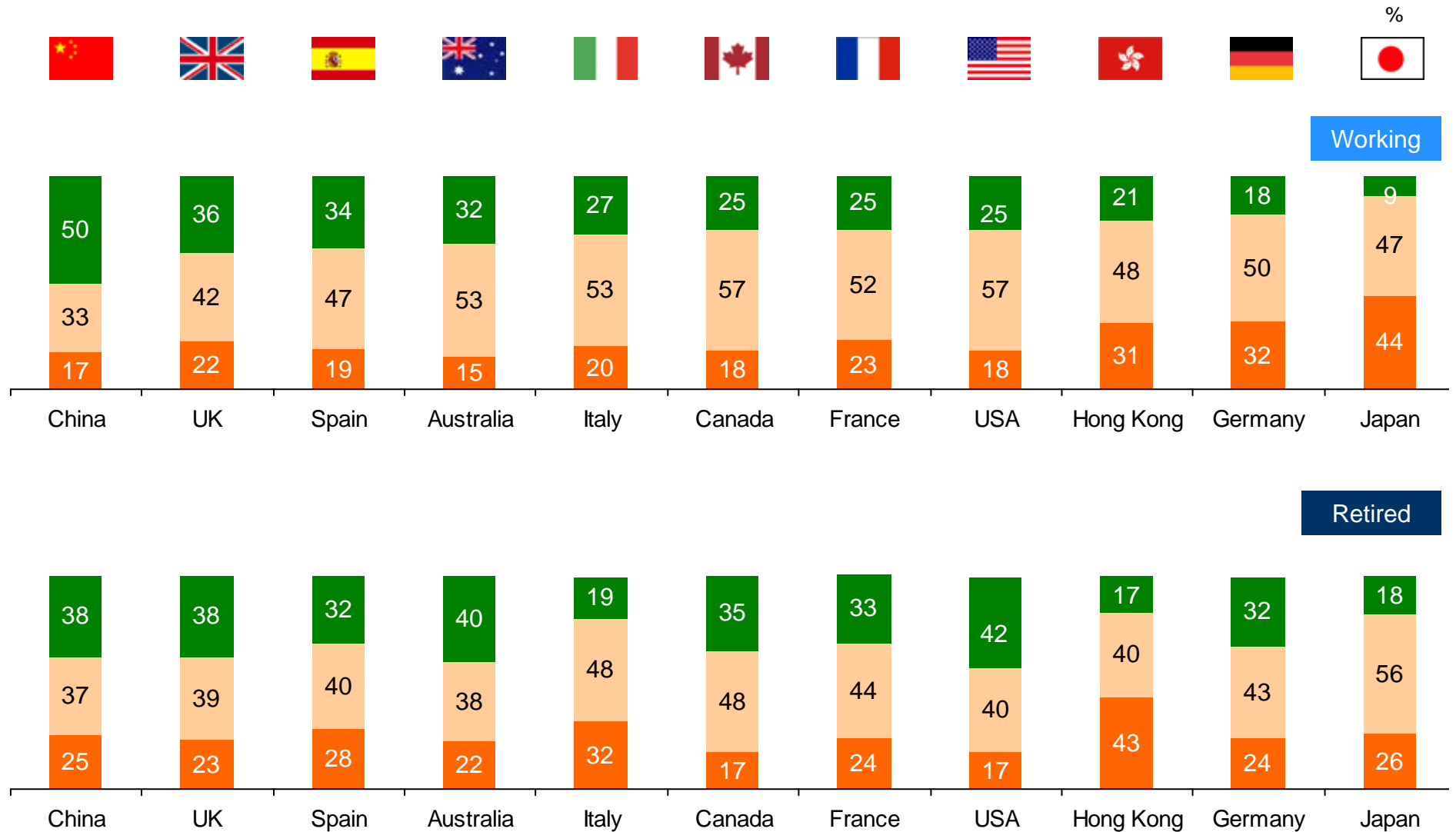
Base : n=421 working, n=419 retired

Q.25 Working: And do you think that the quality of your life will improve, remain the same or be diminished after you retire from your full time job? Retired: And do you think that the quality of your life has improved, remained the same or been diminished since you retire from your full time job?

## 5. Finally, does retirement mean improved or diminished quality of life?

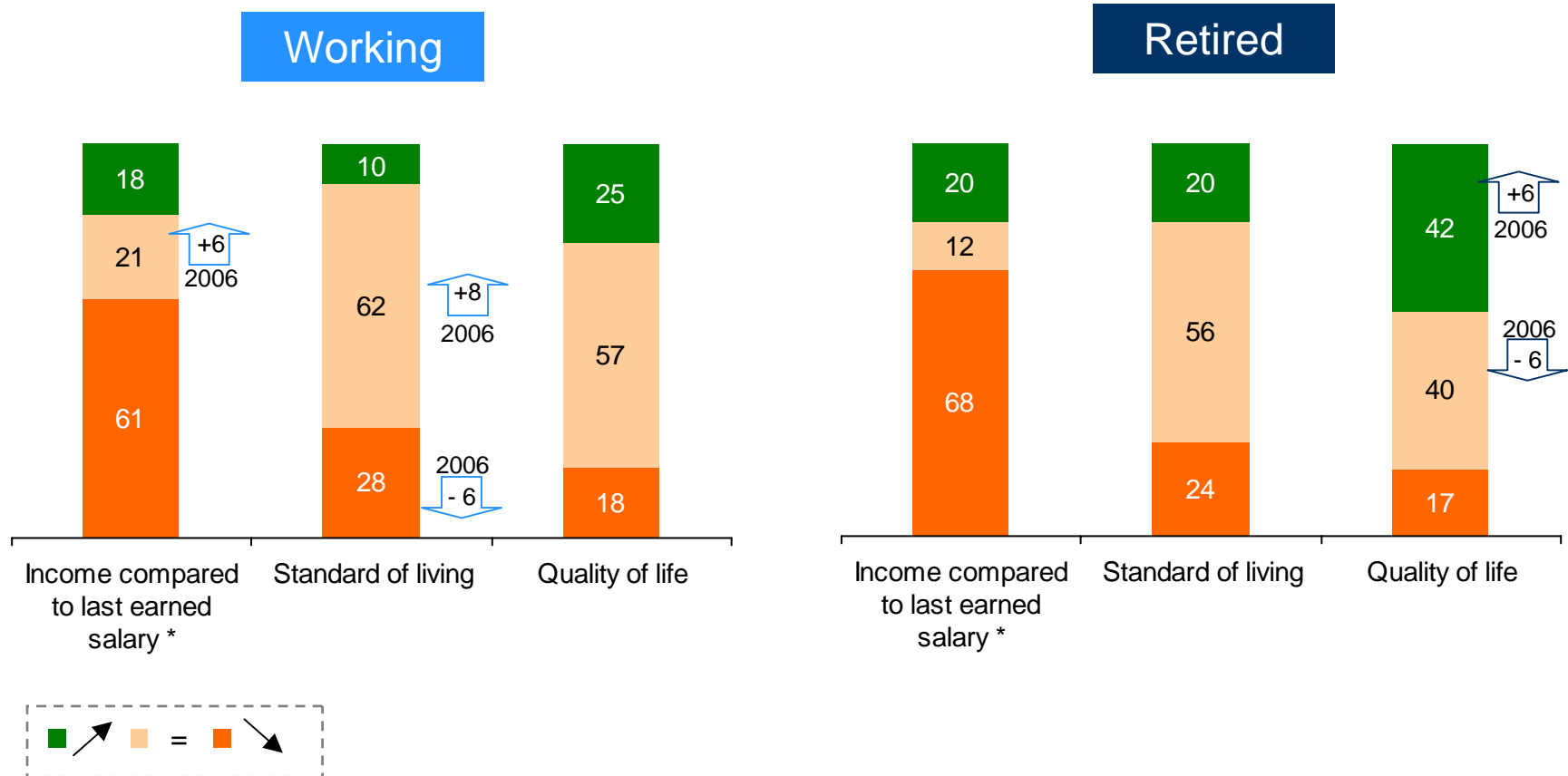
Americans are positive: retirees are the most numerous to verify an improvement of their quality of life.

Workers anticipate a stable quality of life more than an improvement.



# Summary on retirement from a financial point of view

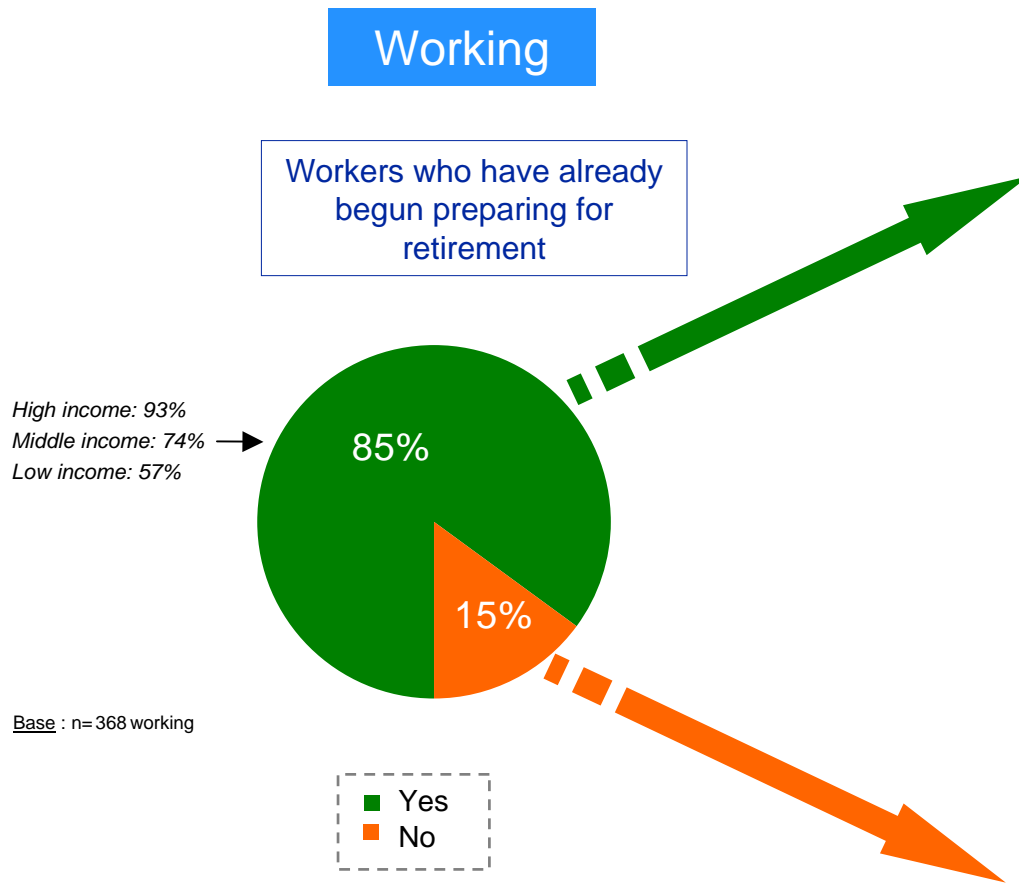
Retirement affects income but living standards tend to be preserved as well as the quality of life, which is even improving. Overall, people tend to be more optimistic than in 2006: among workers, less respondents foresee a decrease in their living standards and more a stabilization; among retirees, more perceive an improvement of their quality of life than two years ago.



•Statement not asked to housewives /  
 •Base : n= 368 working, n= 397retired,  
 not asked to housewives  
 Base : n=421 working, n=419 retired

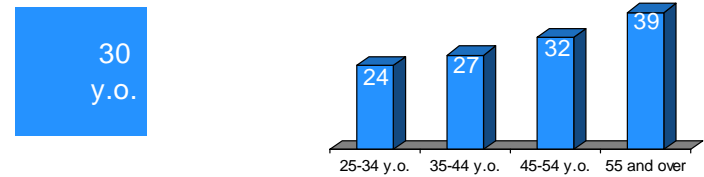
# 6. At what age do people begin preparing for retirement?

A very large proportion of working people - and almost all respondents with high incomes - have started preparing for retirement. They also begin planning their retirement earlier - workers begin at 30 years old on average, retirees at 37 years old.

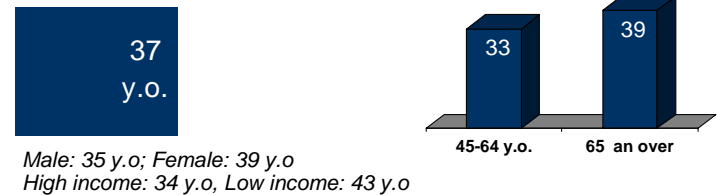


Age for beginning to prepare retirement

Male: 29 y.o; Female: 32 y.o

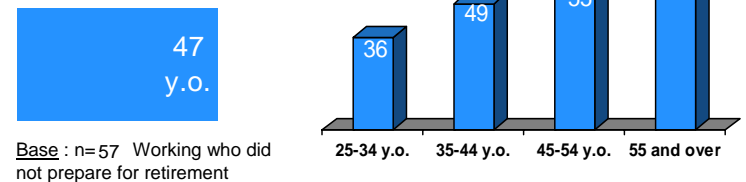


Base : n= 311 Working who begun to prepare for retirement



n= 382 Retired who prepared for retirement

The age at which workers think they will start preparing retirement



■ Working  
■ Retired

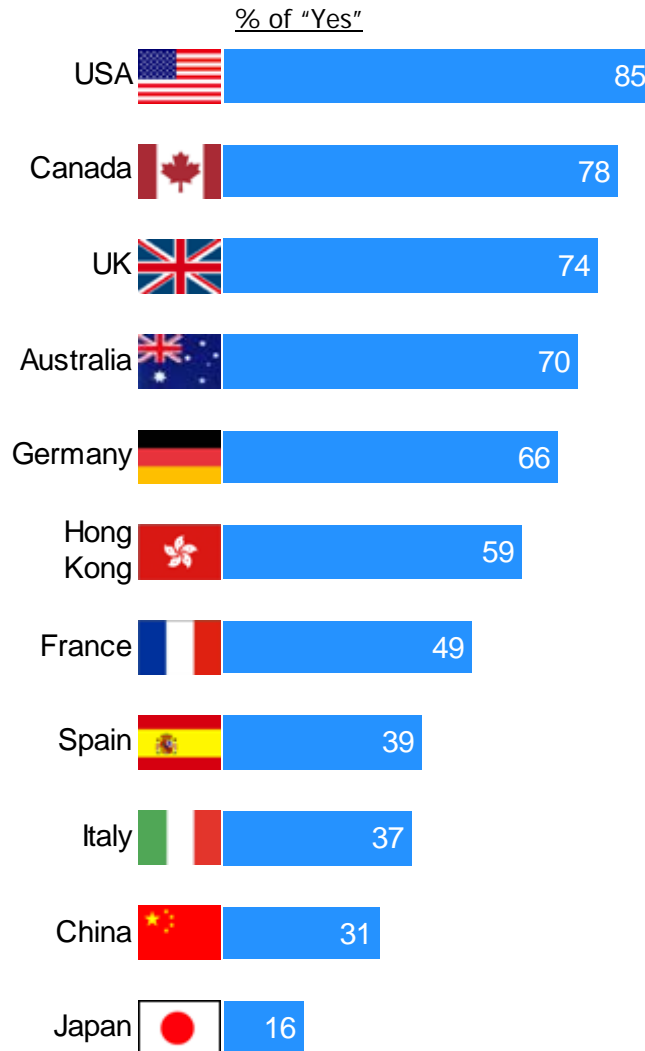


Questions not asked to housewives  
 Q.28 Working: Have you begun to prepare for your retirement?  
 Q.29 Working: At what age did you begin to prepare for your retirement? Retired: At what age did you begin to prepare for your retirement?  
 Q.30 Working: what age do you think you will start preparing for your retirement?


## 6. At what age do people begin preparing for retirement?

U.S. workers rank first regarding the percentage of people preparing for their retirement; both retirees and workers have started earlier than in other countries.

% of workers having prepared for their retirement

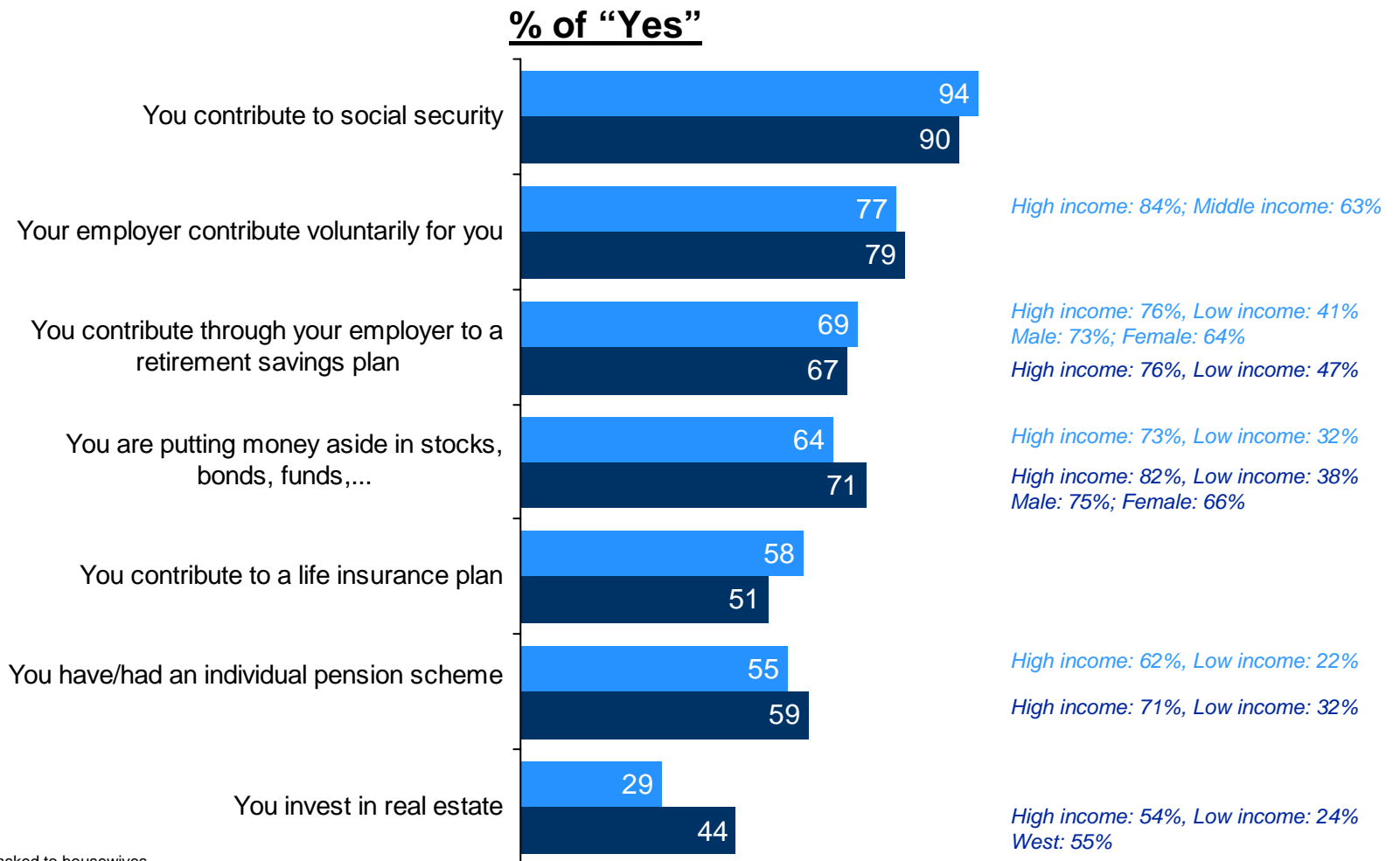


Beginning age of retirement preparation



## 7. What people do/did to secure their retirement income?

Americans secure their retirement income via various sources. Besides the contributions to Social Security and by the employer, Americans contribute to retirement savings plans, own life insurance products or individual pension saving schemes, put money aside and invest in real estate. The higher the income, the more diversified the solutions.



Question not asked to housewives

Base : n= 421 working, n=419 retired

Q31 Working: From a financial point of view, what do you do to secure your retirement income?

Please, consider your total retirement income -government and private benefits, savings and company pensions etc. Retired: From a financial point of view, what had you done to secure your retirement income? Please, consider your total retirement income -government and private benefits, savings and company pensions etc AIDED QUESTION



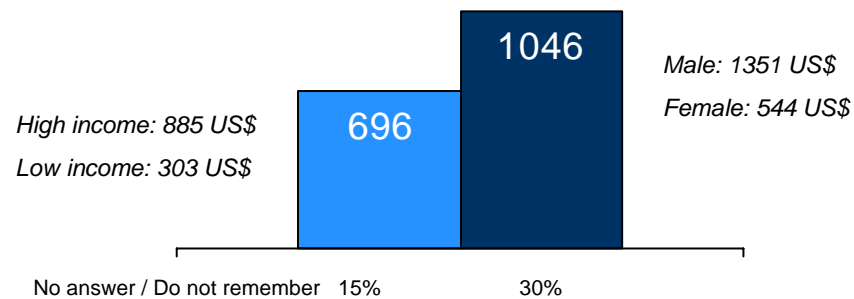
Working  
Retired

## 8. How much do people save per month for retirement?

Working people save less than their elders for their retirement.

### Average monthly amount saved for retirement

#### Mean in US\$



#### Median amount in US\$



■ Working  
■ Retired



Question not asked to housewives

Base : n= 311 working who have begun to prepare for retirement,  
Q.32 Working: How much do you save per month for your retirement?  
[SPONTANEOUS QUESTION]

Base : n= 382 retired who prepared for retirement

Q.32 Retired: How much did you save per month for your retirement? Please consider all your retirement savings

## 8. How much do people save per month for retirement?

American working people save, by far, the highest amount.

		Working
USA		(US\$ 696) = 547 €
Australia		(652 AUD) = 390 €
Hong Kong		(HKD 3244) = 328 €
UK		(£ 217) = 322 €
Canada		(CAD 455) = 317 €
Japan		(36875 ¥) = 249 €
Germany		204 €
Italy		204 €
France		198 €
Spain		162 €
China		(RMB 625) = 61 €

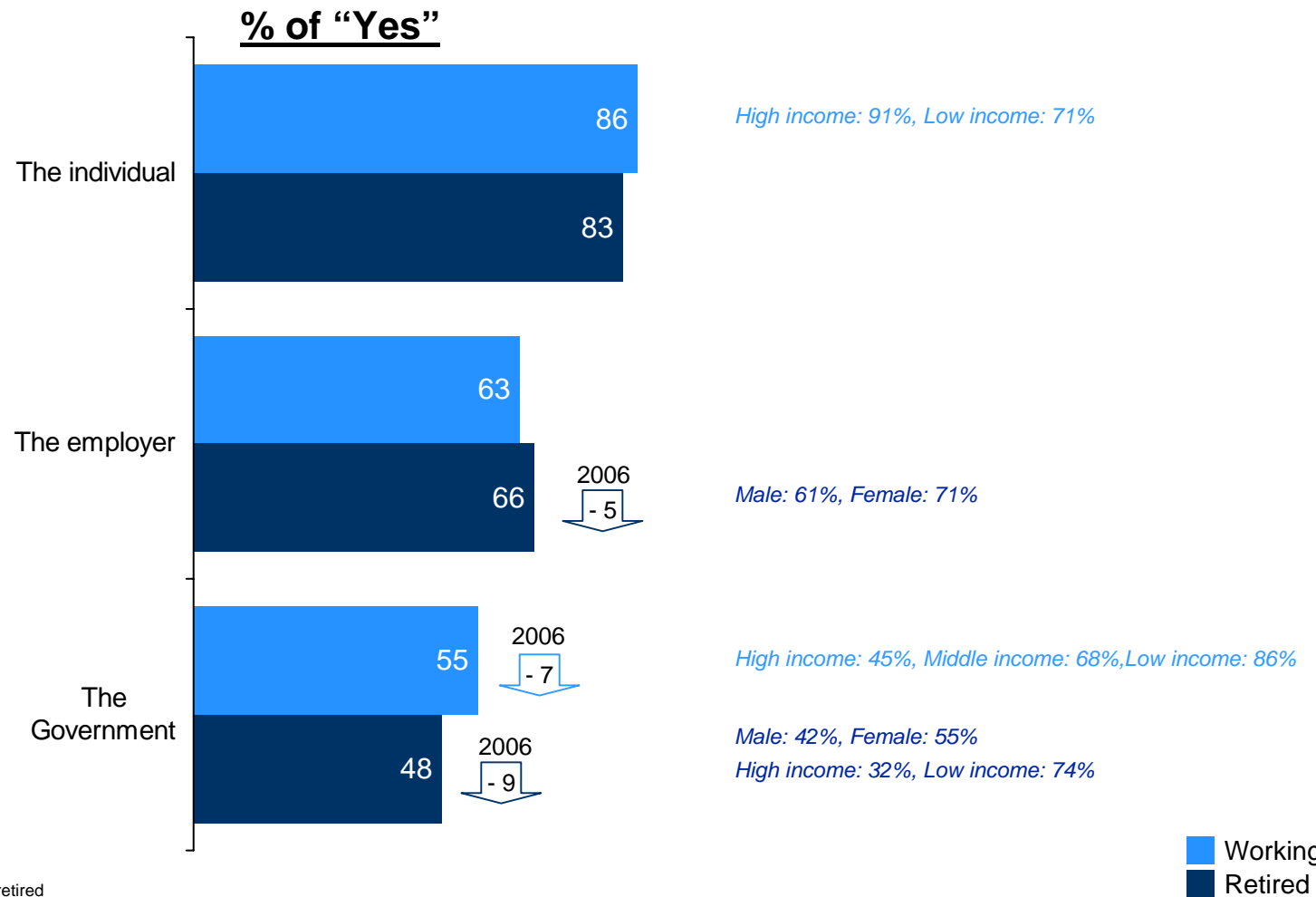


**! Warning: this table does not consider the different standard of living between countries and high rates of No answer.**

Base: has begun preparing for retirement

# 9. Who should provide retirement income?

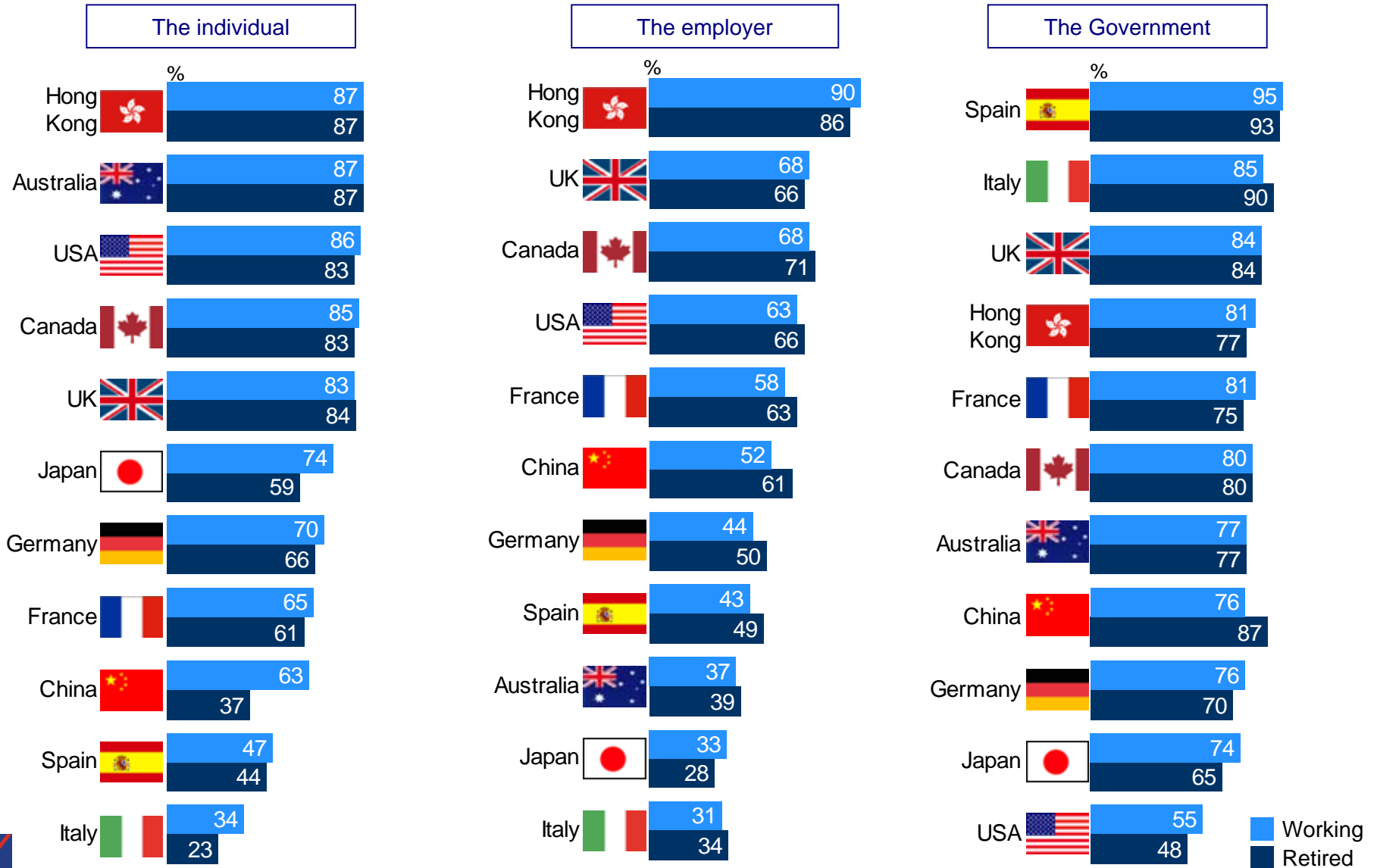
Americans believe it's the individual's responsibility for ensuring retirement income. Employers also have to play a role. Apart from respondents with low incomes, Americans do not rely much on the Government.



Base : n=421 working, n=419 retired  
 Q.26 Working and Retired: In your opinion, who do you think should be responsible for providing retirement income ?  
 [AIDED QUESTION]

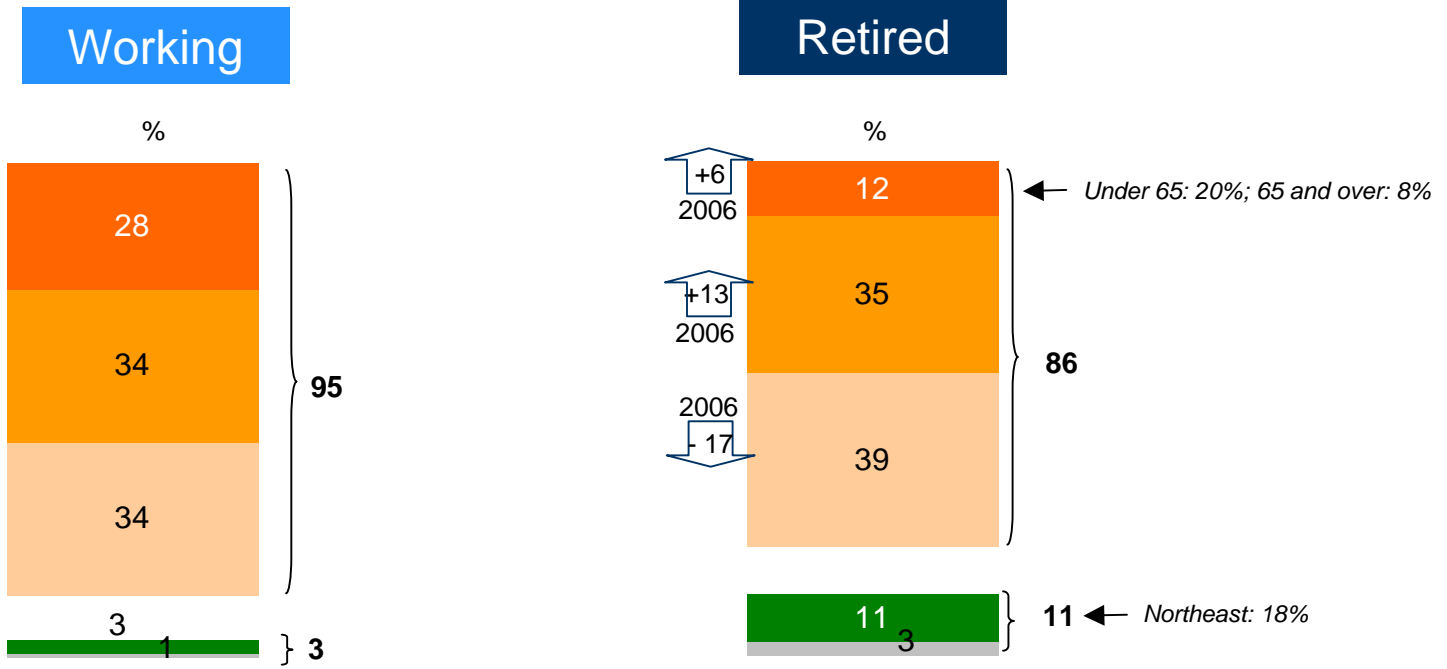

# 9. Who should provide retirement income?

Americans are the least likely to put the responsibility of financing retirement on the Government. Americans consider it is the responsibility of the individuals (third position among other countries) and, to a slightly lesser extent, of employers (fourth position).



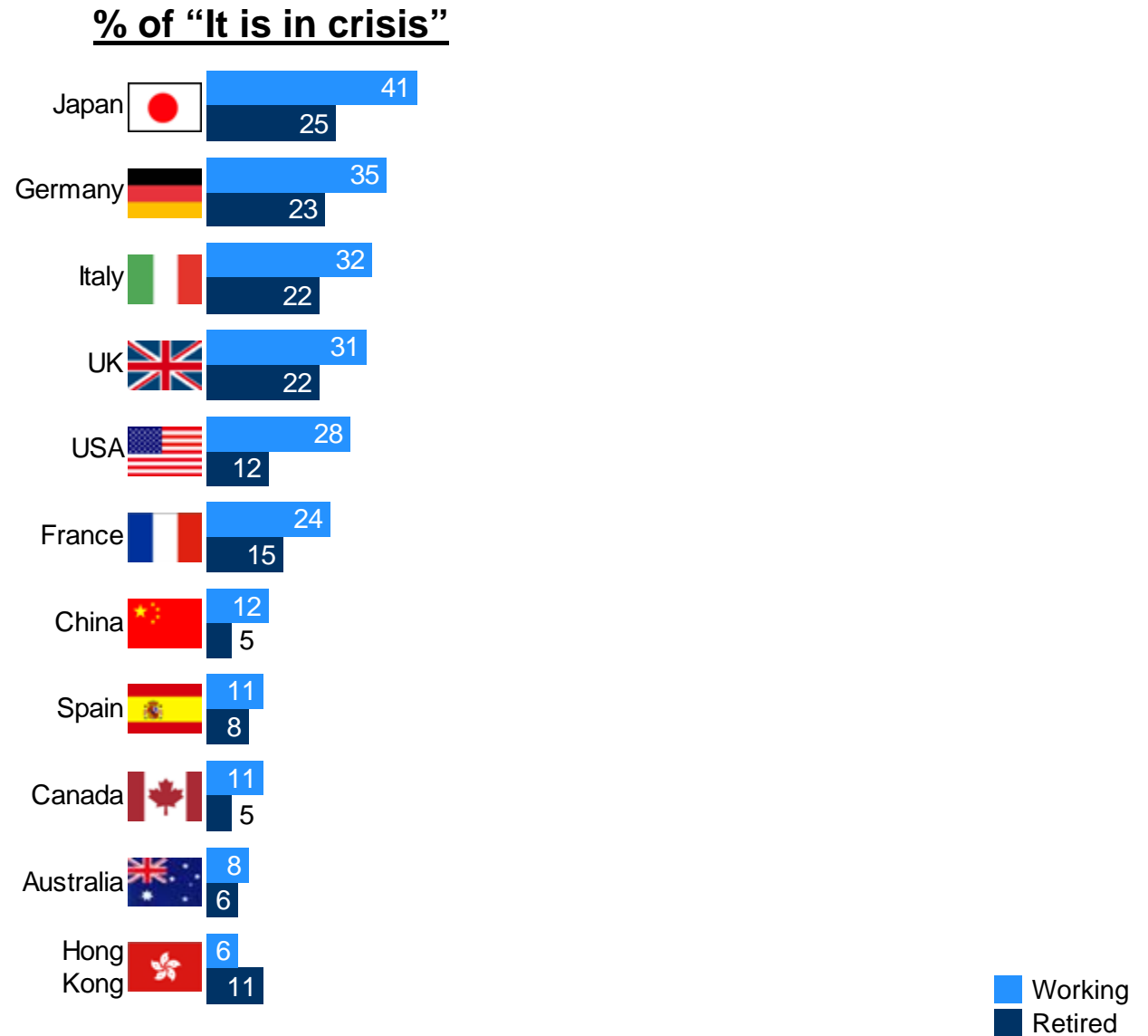
# 10. What is the status of Social Security today?

According to most Americans, Social Security is experiencing major problems. Retirees are more convinced than in 2006 the troubles are serious.



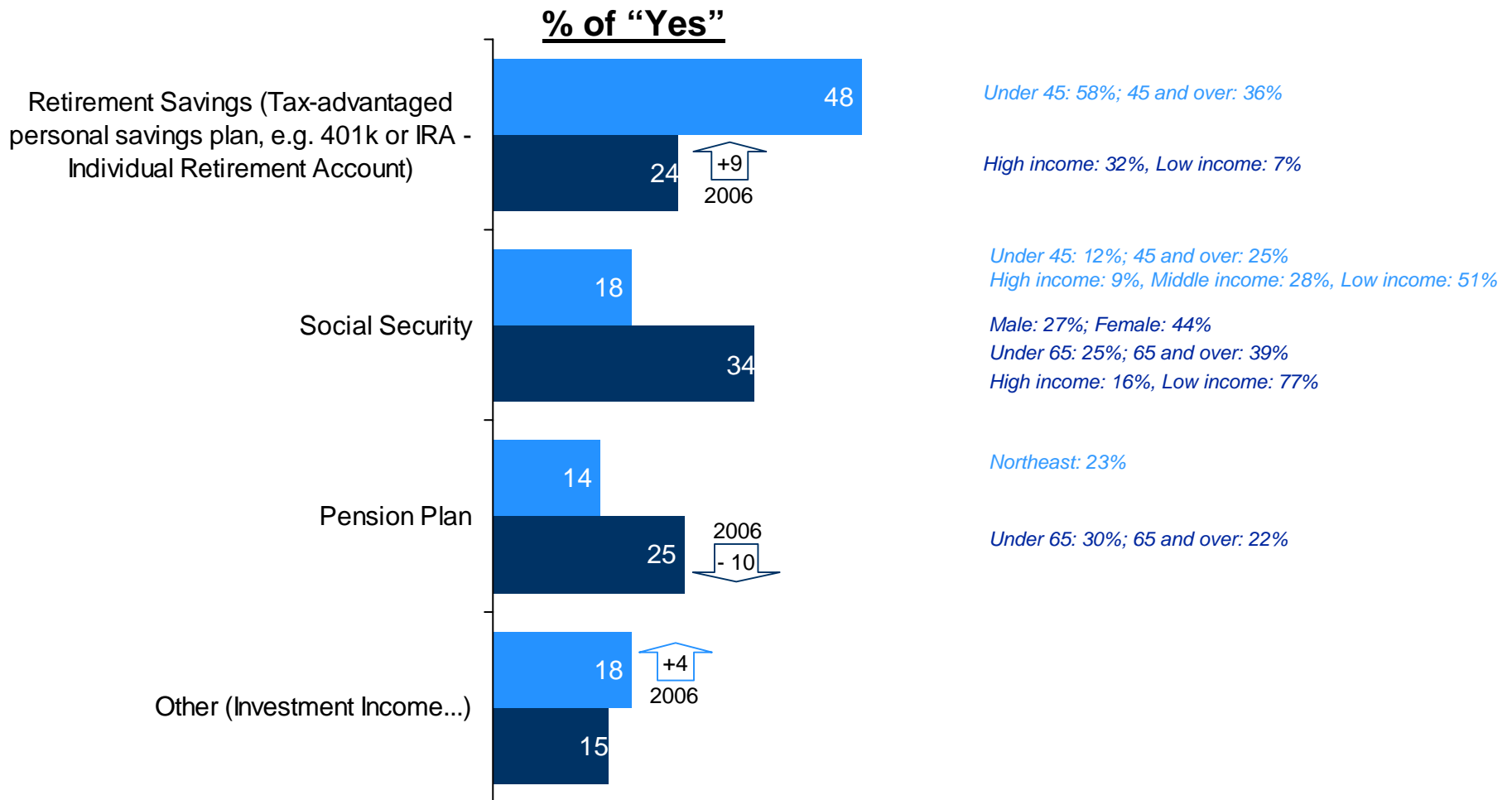
Base : n=421 working, n=419 retired  
 Q.37bis Working and Retired: Which of the following do you think best describes the financial situation of Social Security today? (new in 2007)

# 10. What is the status of Social Security today?



# 11. What will be the major source of income when retired?

The sources of retirement income are changing. While Social Security still feeds a large part of the retirees' income, workers will get their income firstly from retirement savings. Respondents with low incomes greatly depend on Social Security contributions.

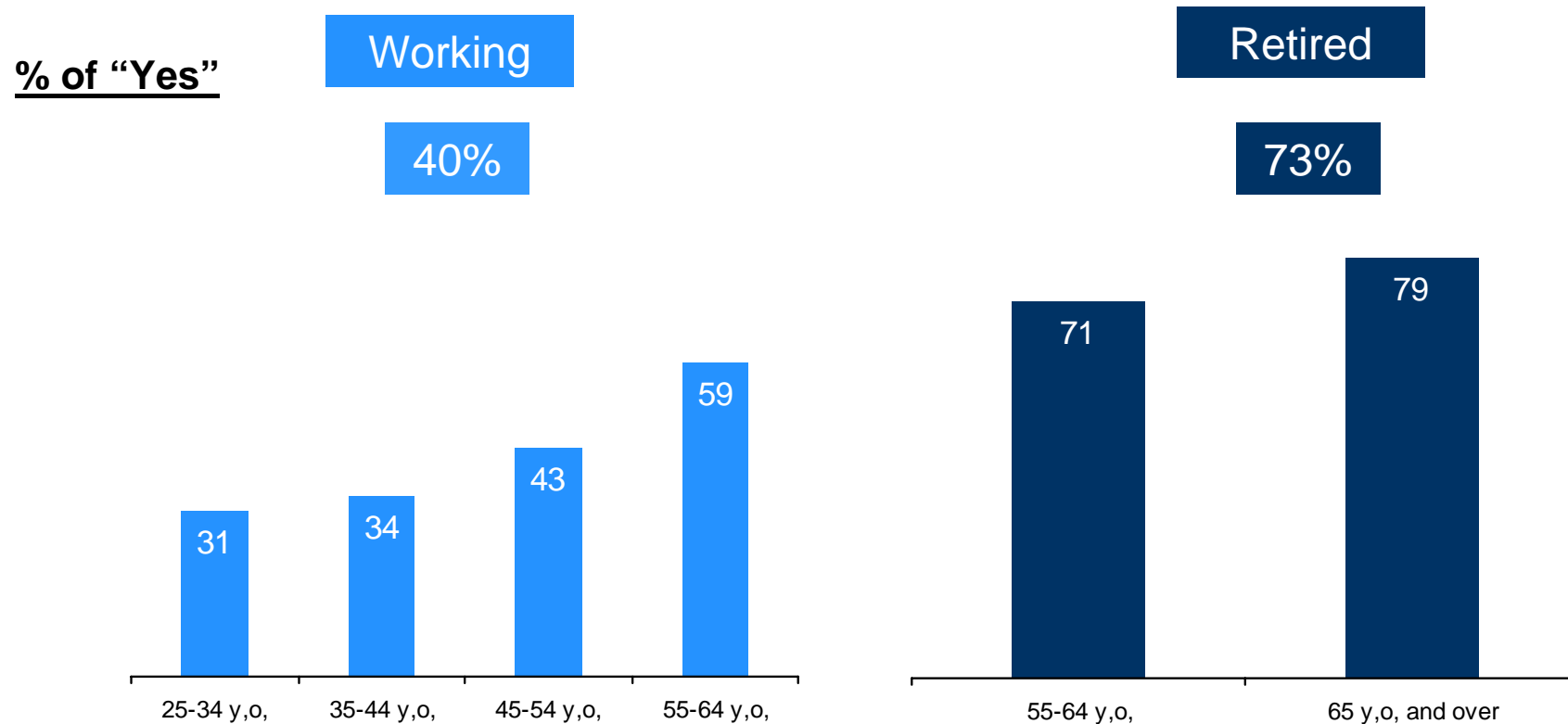


Base : n= 268 working, n=298 retired  
 Q22bis Working: Looking ahead to your retirement, what do you expect to be your major source of income? / Retired: What is your major source of income in your retirement?

Working  
 Retired

## 12. Will the official pension system still exist when you are 75?

One-third of the population under 50 does not believe in the durability of the current pension system.

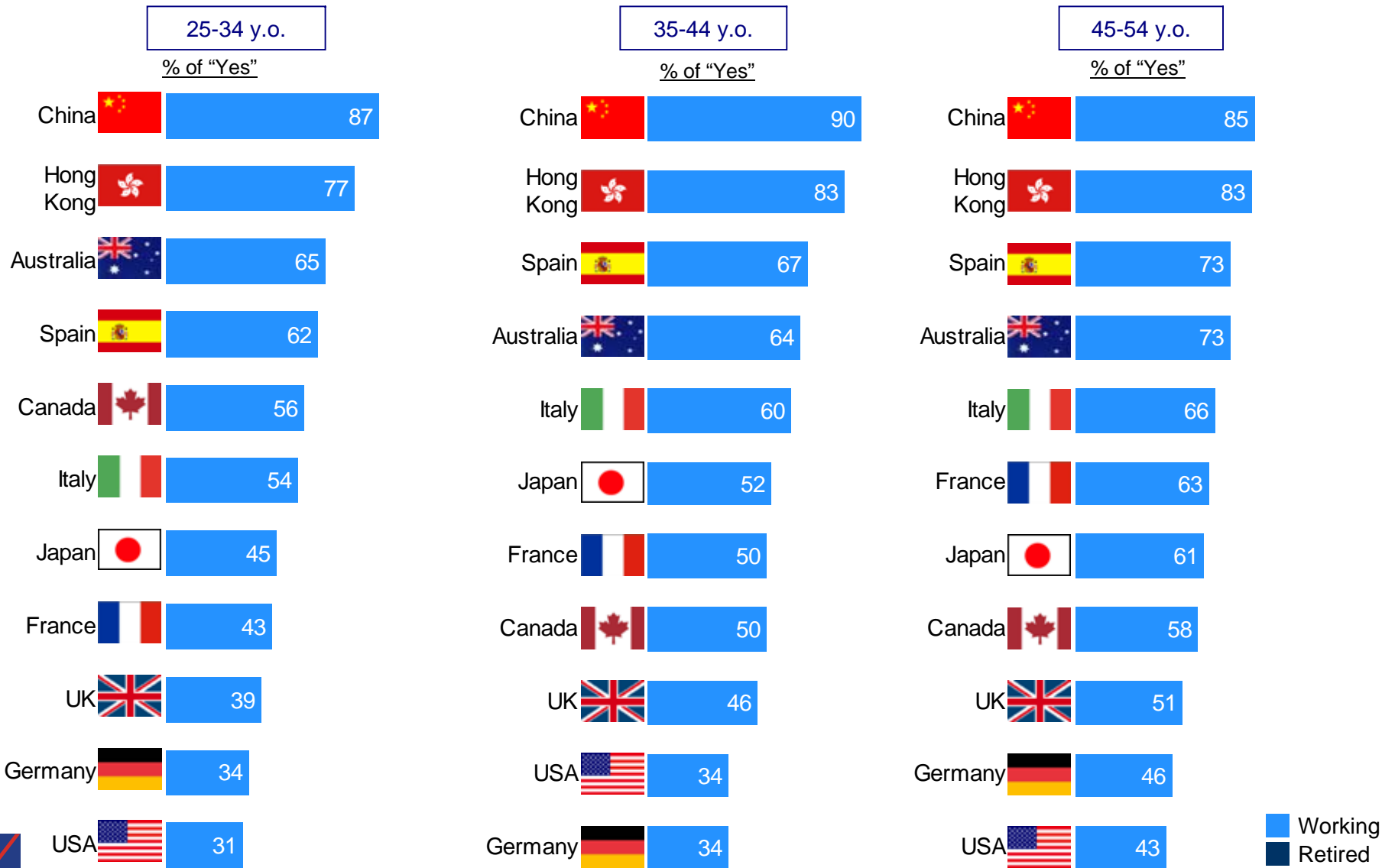


Base : n=421 working, n=419 retired

Q.39a Working and Retired: Do you believe the official pension system will still exist when you will be 75? (new in 2007)

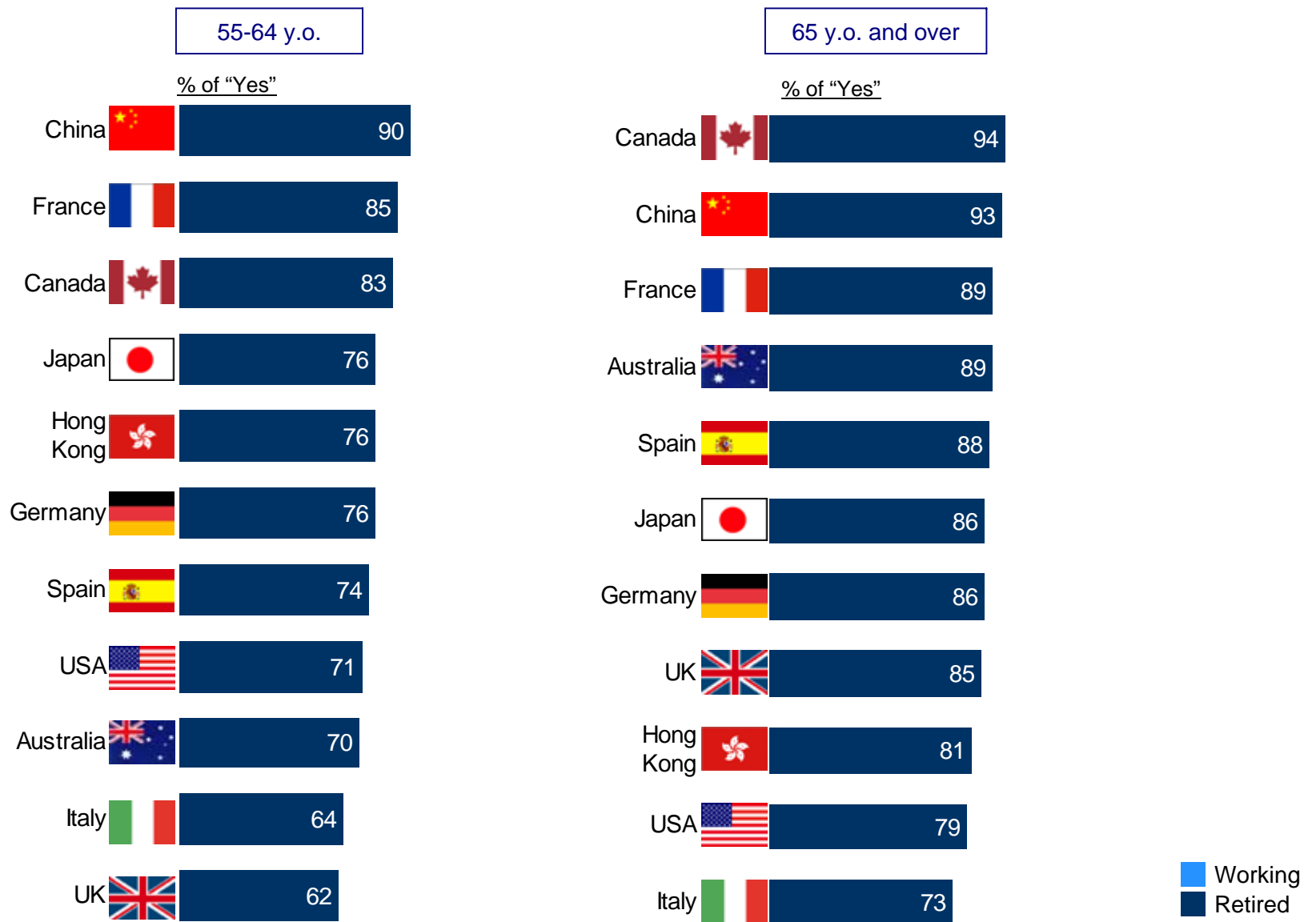
# 12. Will the official pension system still exist when you are 75? (1/2)

The U.S. is the country where the stability of the pension system is the most questioned, along with Germany.



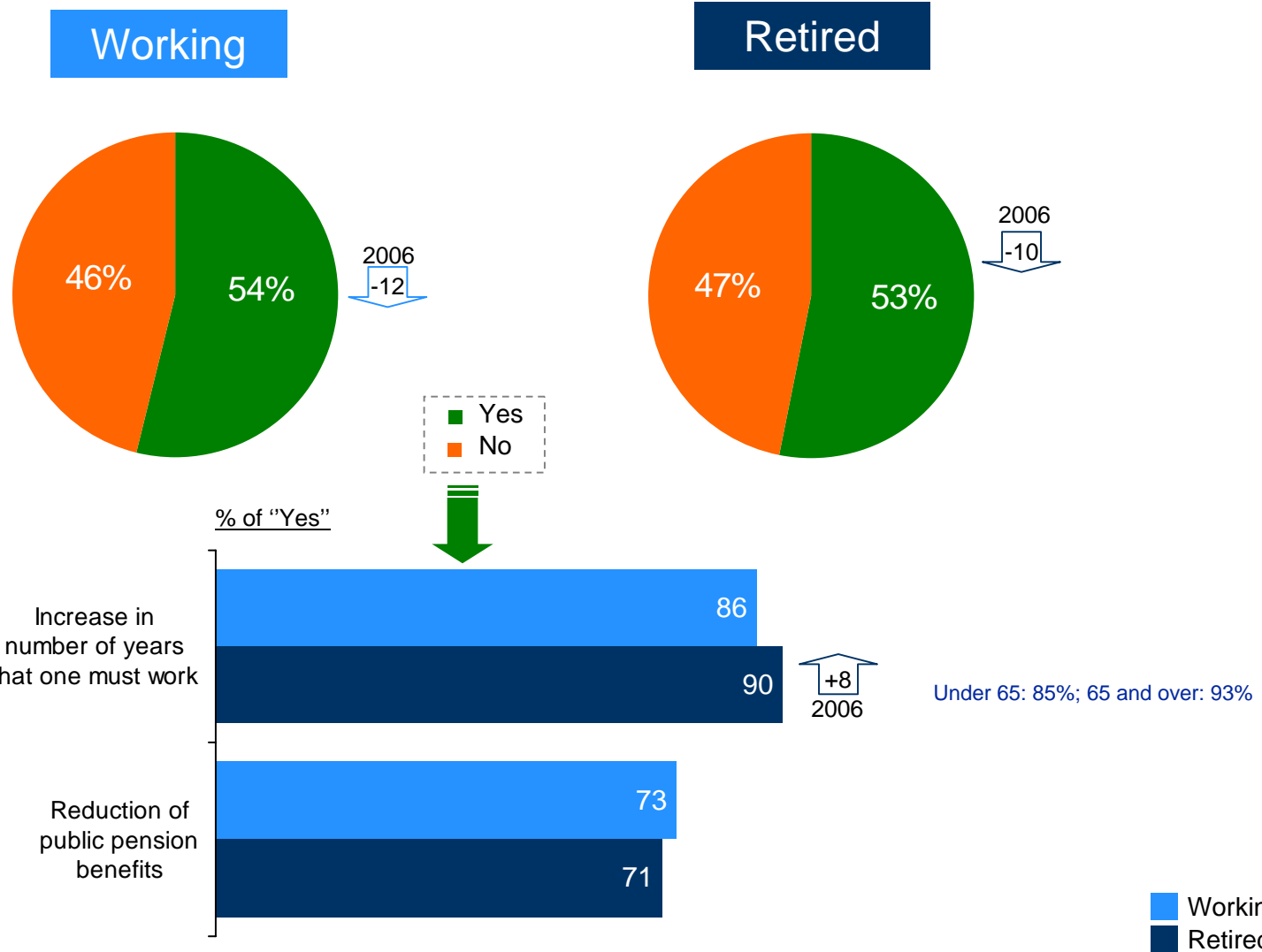
## 12. Will the official pension system still exist when you are 75? (2/2)

A large majority of retirees think the pension system will still exist when they are 75.



# 13. Do people expect a retirement reform in the next 10 years?

More than half of U.S. respondents are convinced that a retirement reform will happen within the next decade. This reform, unfavourable to retirees, will consist of increasing the retirement age and reducing public pension benefits.



Base : n= 421 working, n= 419 retired

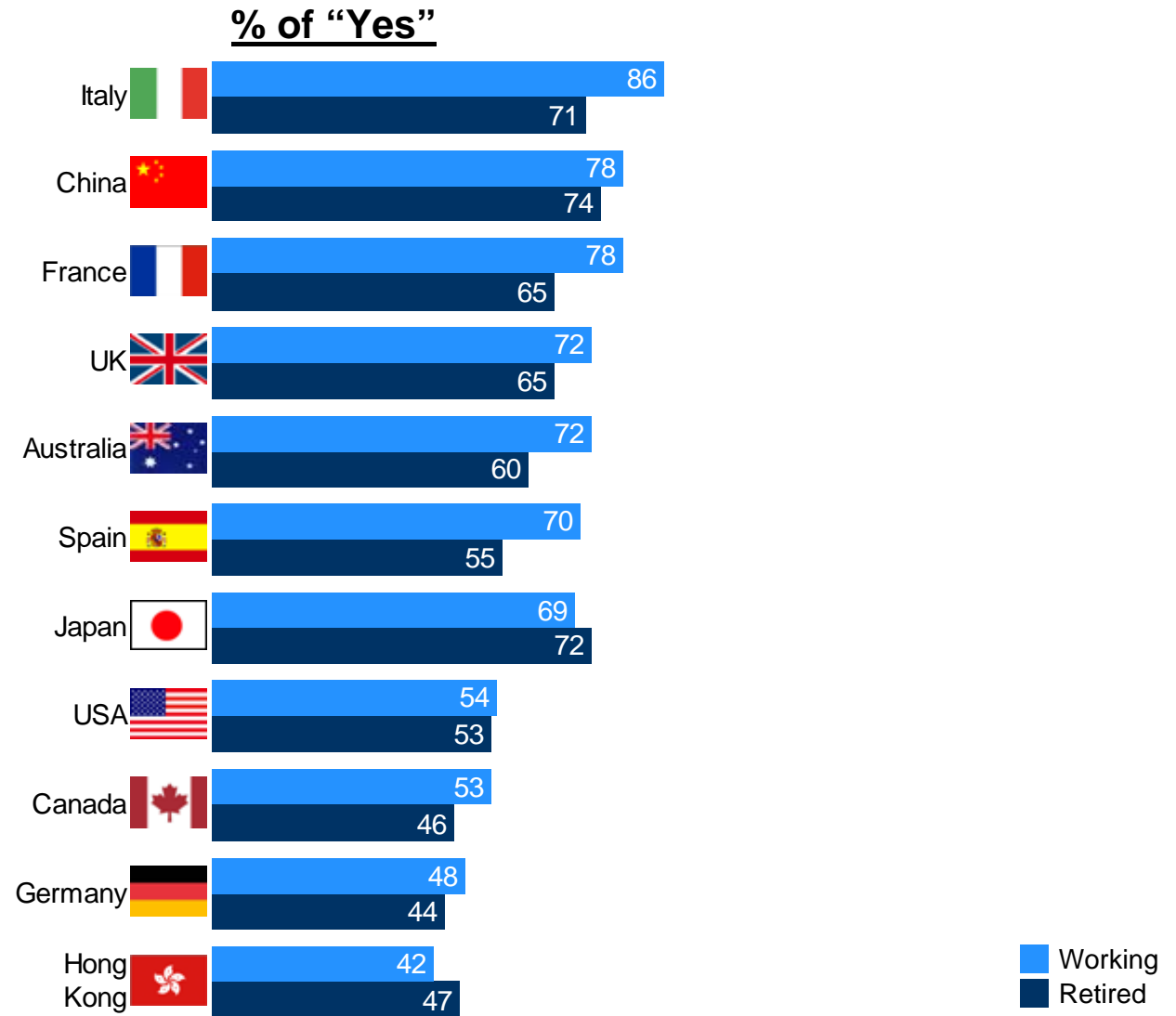
Base : n= 229 working, n= 224 retired who believe there will be a retirement reform in the next 10 years



Q.38 Working and Retired: Do you expect a major retirement reform in the next 10 years?  
Q.39 Will the reform result in...?

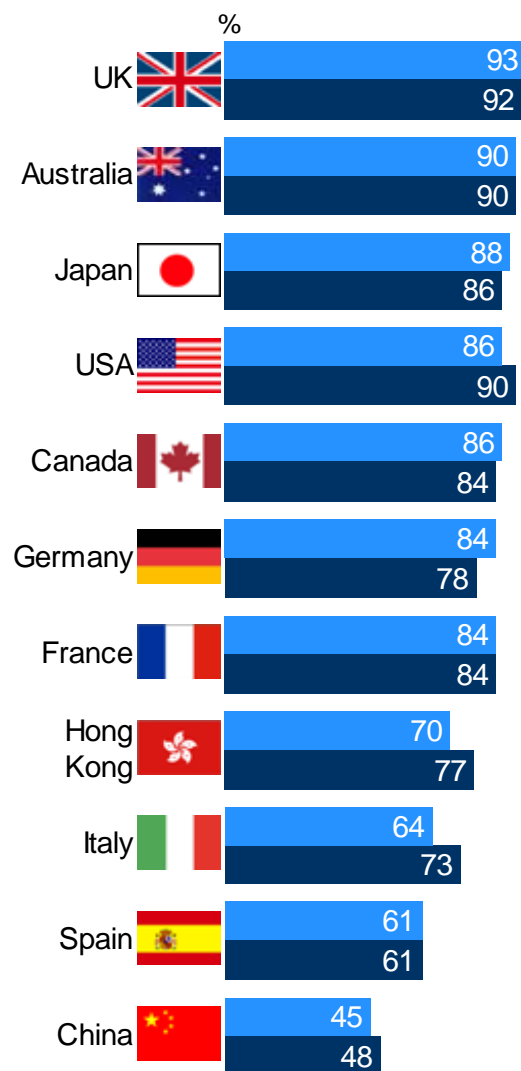
# 13. Do people expect a retirement reform in the next 10 years? (1/2)

In almost all countries, a majority of the population expects a retirement reform. The U.S. belongs to the group of four countries (Canada, Germany, Hong-Kong) where the proportion of people believing in this reform is lower.

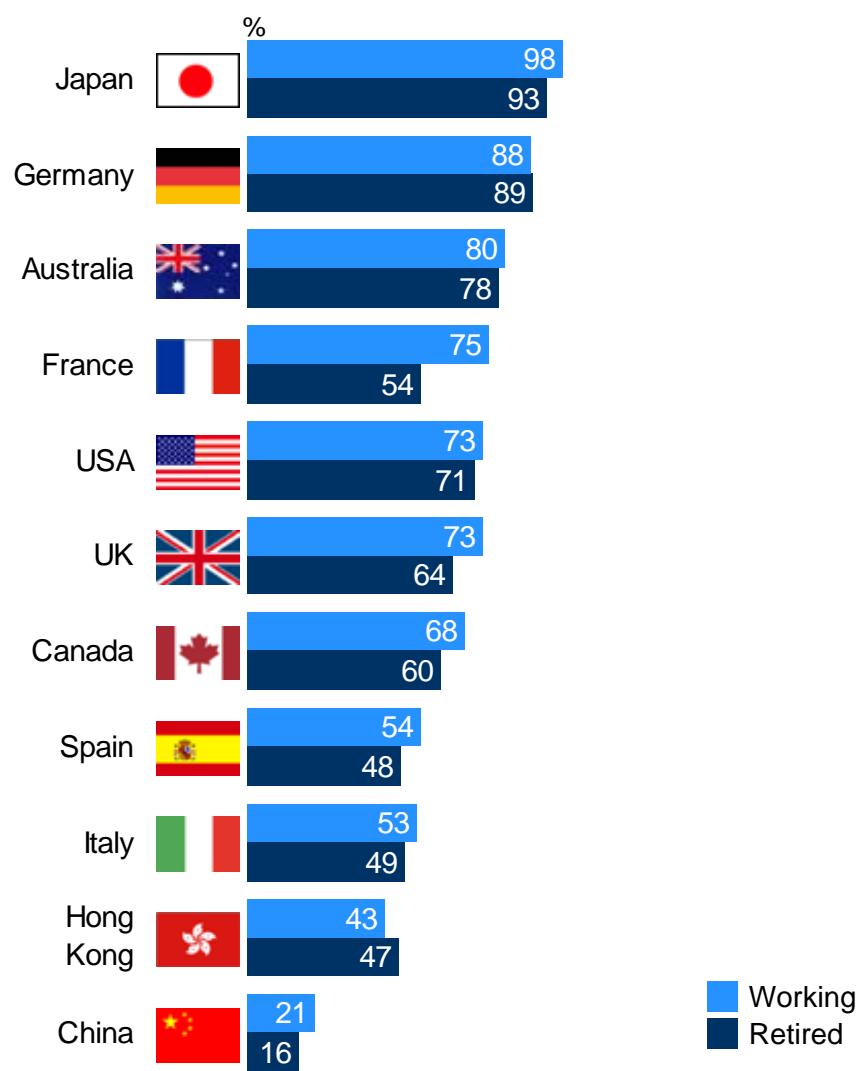


# 13. Do people expect a retirement reform in the next 10 years? (2/2)

Increase in number of years that one must work



Reduction of public pension benefits



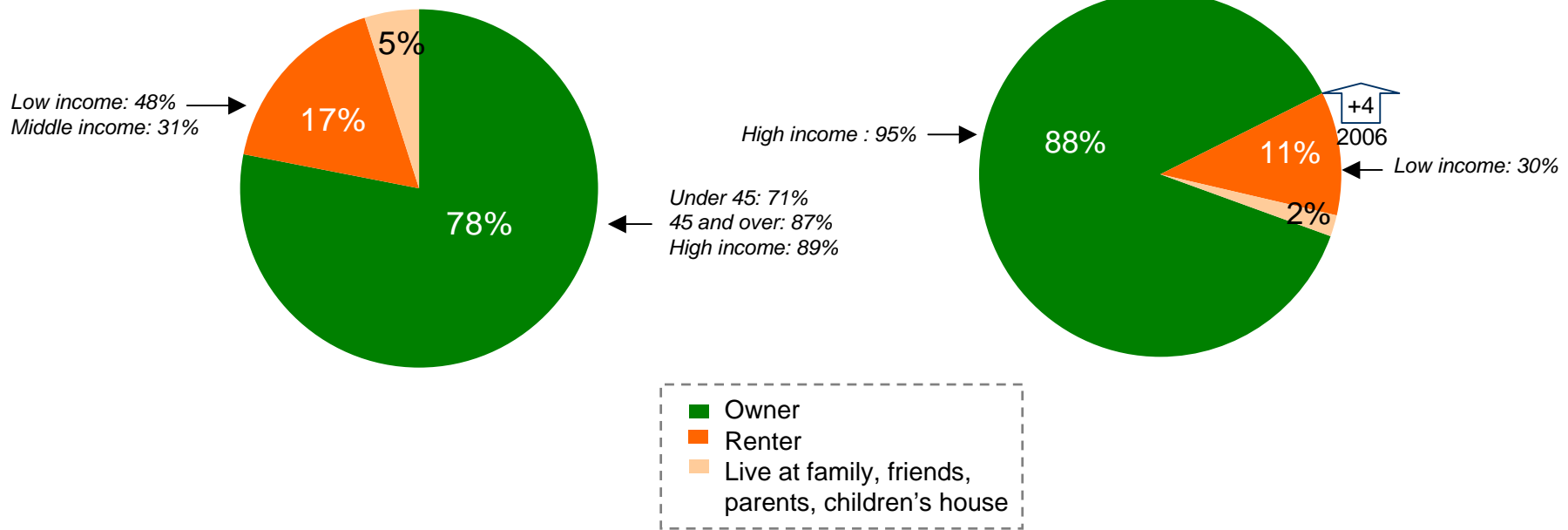
# 14. Do people own their homes?

Home ownership is widespread in the U.S., particularly within the upper class.

Owner or renter?

Working

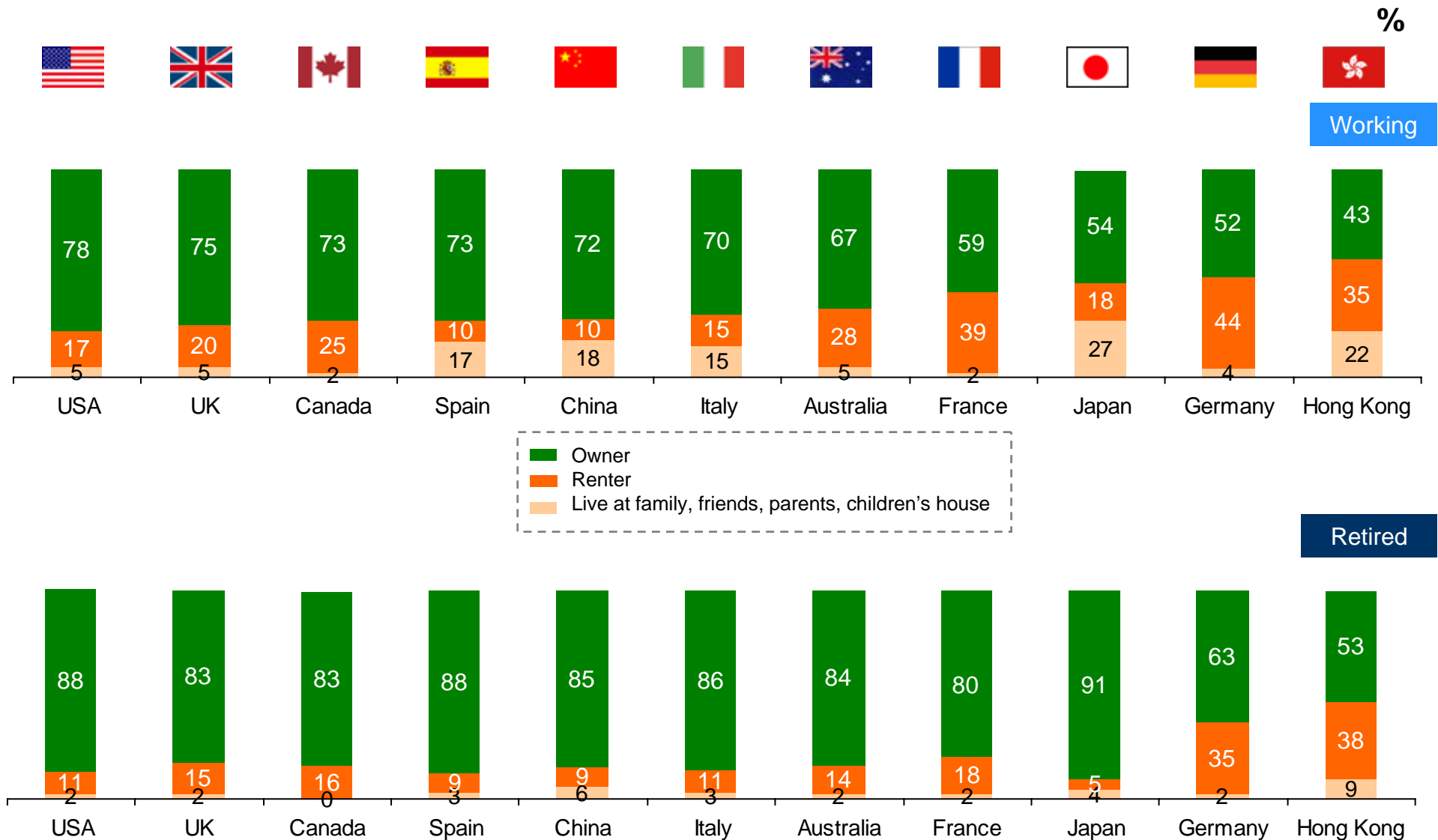
Retired



Base : n= 421 working, n=419 retired  
Q.D Working and Retired: Do you ...

# 14. Do people own their homes?

The U.S. is the country where the highest percentage of workers and retirees own their homes.



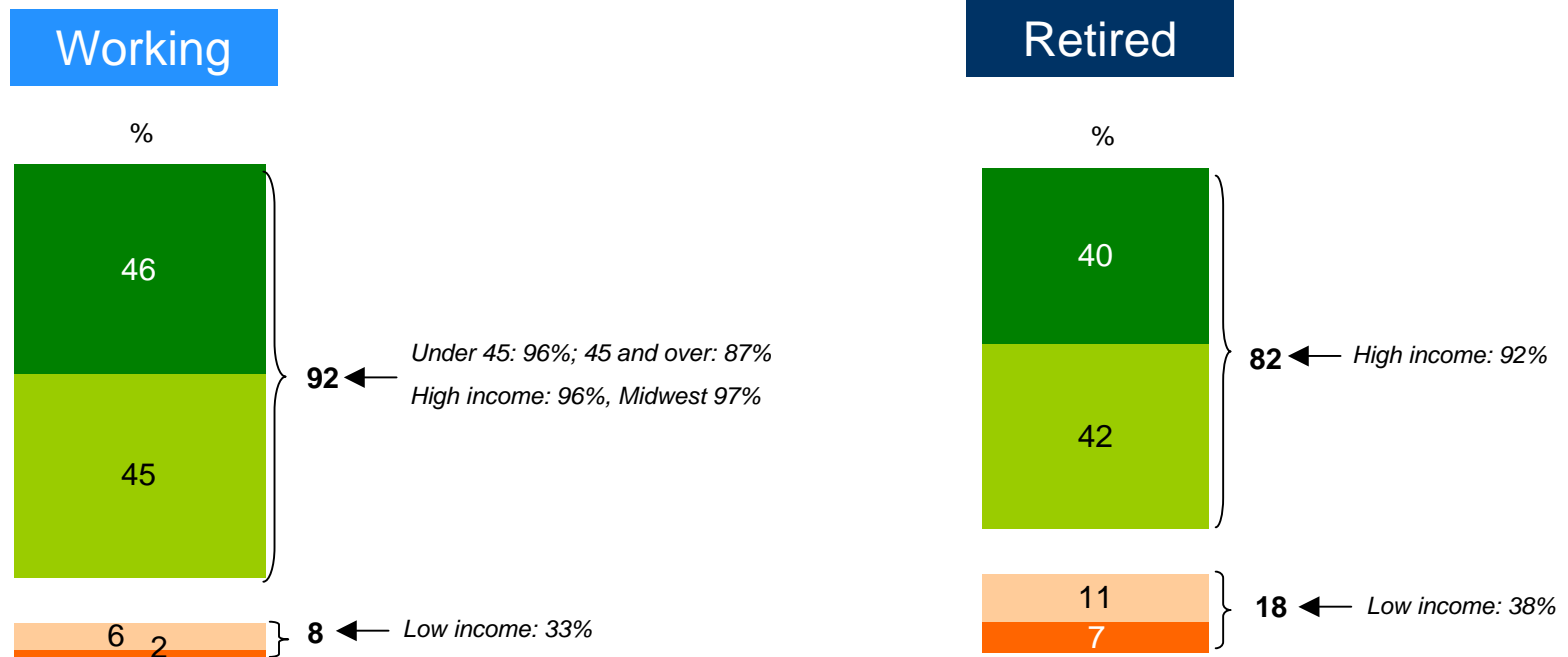
**Retirement and health: does health  
consciousness change upon retirement?**

**Working vs. Retired**



# 1. Do people feel healthy?

Most Americans feel healthy, including more than 80% of retirees. Whatever their age, respondents with lower incomes tend to feel less healthy than the rest of the population.

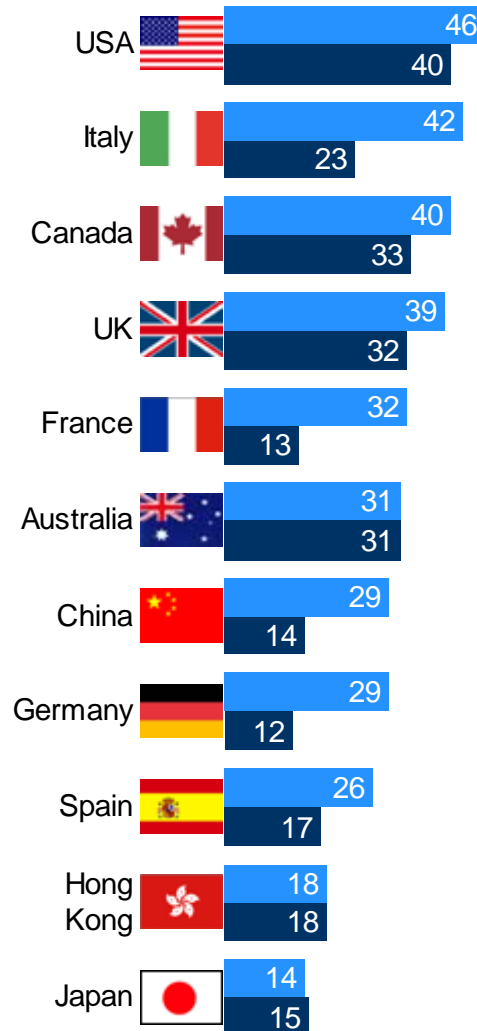


Base : n=421 working, n=419 retired  
 Q.43 Working and Retired: Do you feel ...?

# 1. Do people feel “very” healthy?

Among the other surveyed countries, the U.S. has the highest percentage of respondents that feel “very healthy”.

## % of people who feel “very” healthy



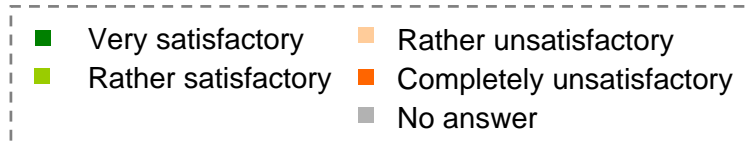
Note: When using value scales in Asian countries, one often observes that due to cultural and semantic differences the ‘top boxes’ are less used; influencing correct interpretation of rankings.

■ Working  
■ Retired

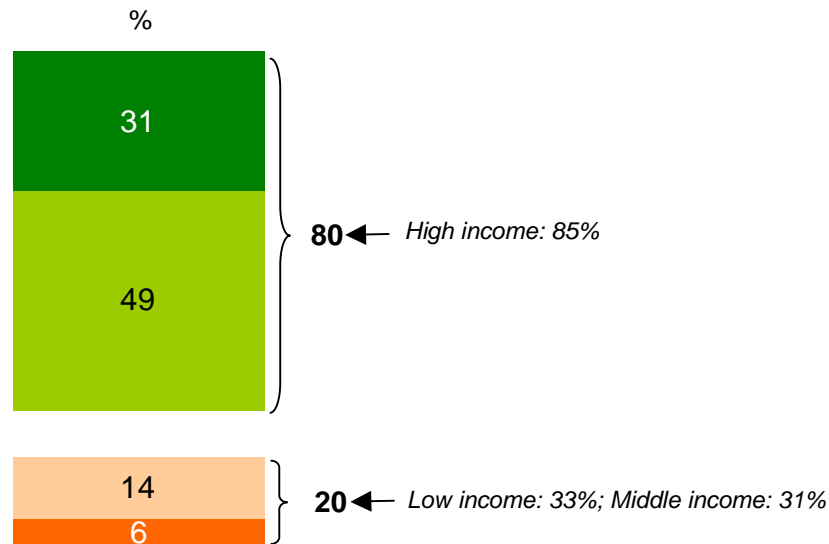


## 2. Are people satisfied with Healthcare in their own country?

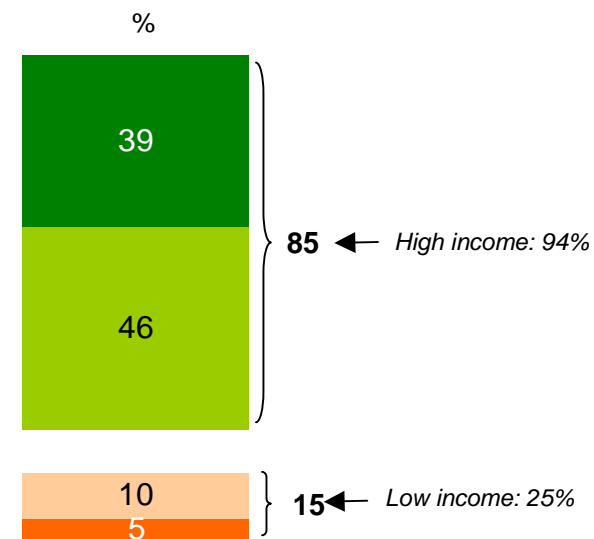
Workers and retirees are satisfied with the quality of healthcare in the U.S. Respondents with low incomes, and middle income workers, are less satisfied.



### Working



### Retired

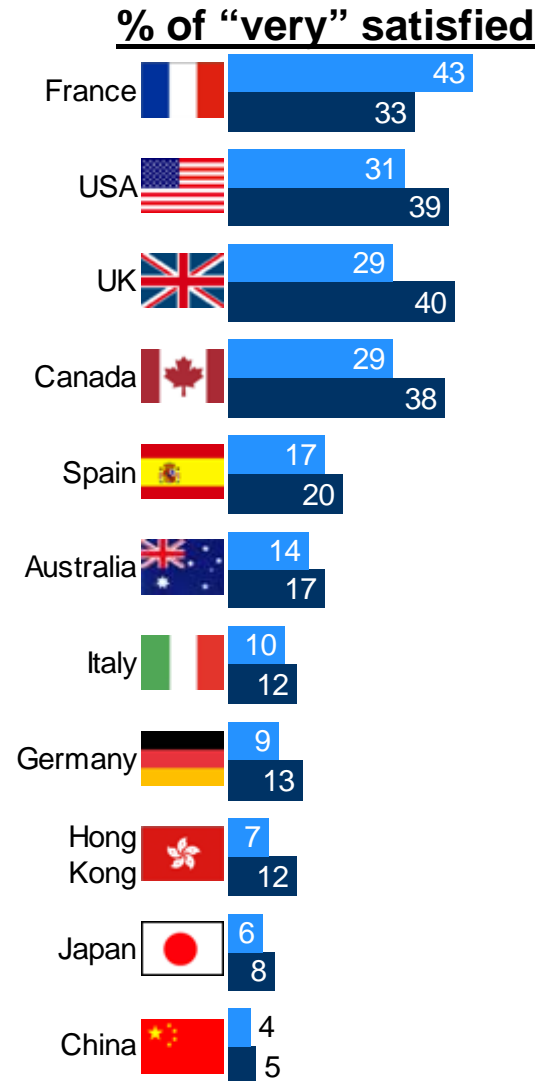


Base : n=421 working, n=419 retired

Q.47 Working and Retired: How would you rate the quality of Healthcare you receive in your country ?

## 2. Are people “very” satisfied with Healthcare in their own country?

When compared with other countries, U.S. workers and retirees are “very satisfied” with the quality of health care they receive, just after France, regarding the working people, and second after the UK as far as retirees are concerned.



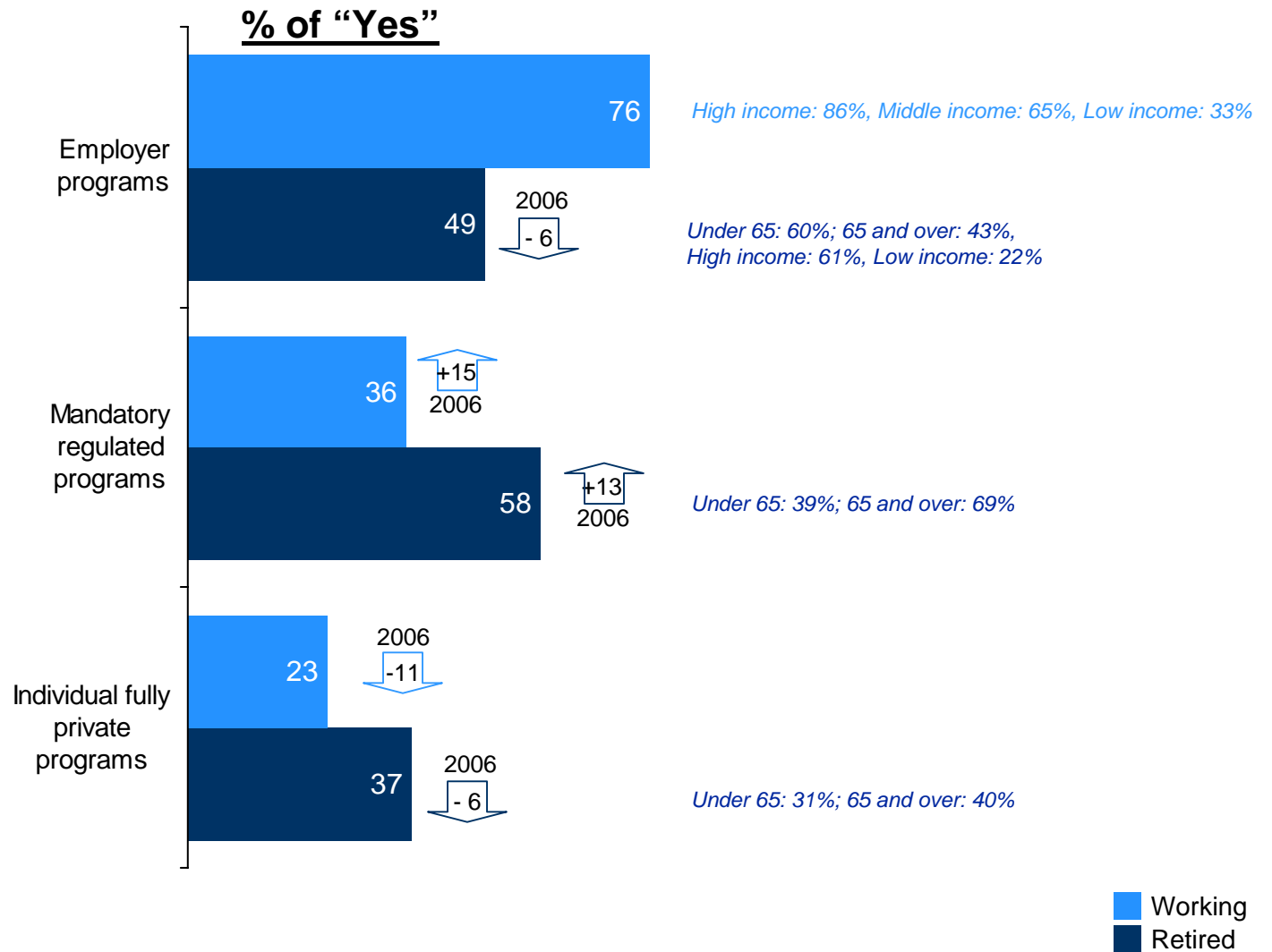
Note: When using value scales in Asian countries, one often observes that due to cultural and semantic differences the ‘top boxes’ are less used; influencing correct interpretation of rankings.



■ Working  
■ Retired

### 3. What kind of health insurance coverage do people have?

For workers, Employer programs rank the highest. Mandatory regulated programs, which comes second, has increased over 2006. Retirees share health insurance coverage between employer support and mandatory plans. Individual fully private programs rank third for both retirees and workers.

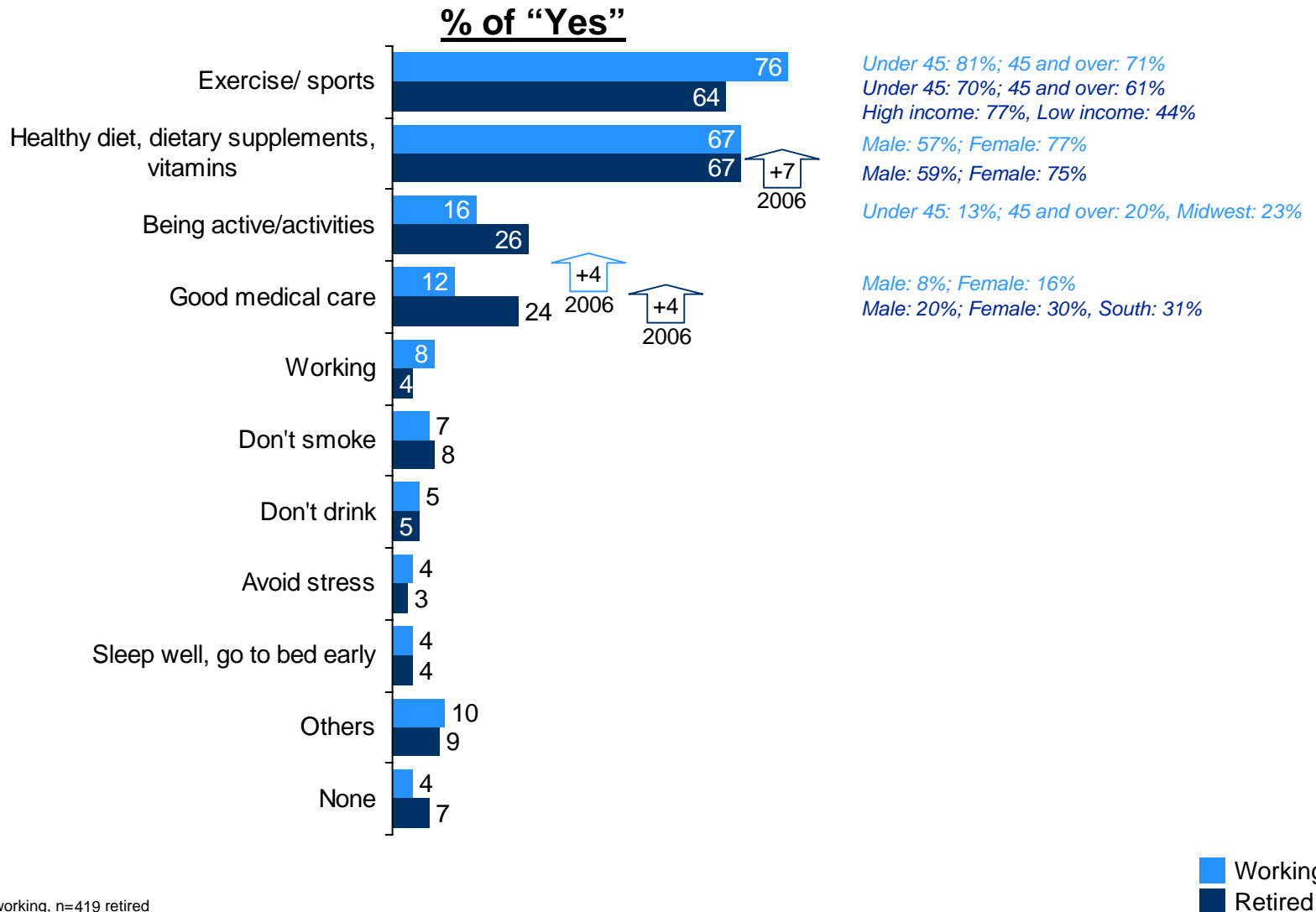


Base : n=421 working, n=419 retired

Q.46 Working and Retired: What kind of health insurance coverage do you have?

## 4. What activities do people do to stay healthy?

The two activities that are the most popular for staying healthy are sports & physical exercise and a balanced diet. Retirees focus on remaining active and having good medical care as a key to remaining healthy. Females are particularly keen on having a healthy diet/taking dietary supplements.



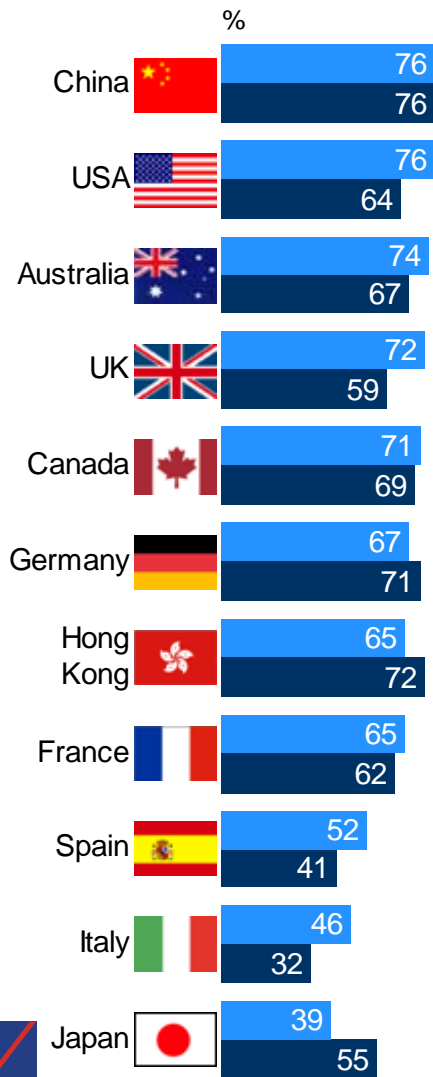
Base : n=421 working, n=419 retired

Q.44 Working and Retired: What do you do to stay healthy?  
[SPONTANEOUS]

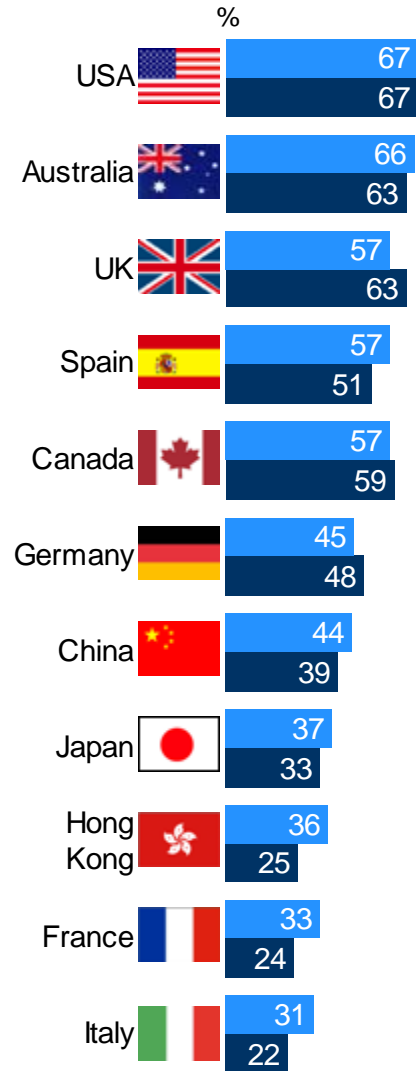
# 4. What activities do people do to stay healthy? (1/2)

Americans pay attention to their diet in order to stay healthy.


Exercise / sports



Healthy diet, dietary supplements, vitamins



Being active / activities



# 4. What activities do people do to stay healthy? (2/2)

American retirees are convinced that a good medical follow up is key to staying healthy.



# Summary – What activities do people do to stay healthy?



USA



Canada



UK



France



Germany



Italy



Spain



China



Japan



Hong Kong



Australia

## Working

<b>1<sup>st</sup></b>	Exercise / sports <b>76%</b>	Exercise / sports <b>71%</b>	Exercise / sports <b>72%</b>	Exercise / sports <b>65%</b>	Exercise / sports <b>67%</b>	Exercise / sports <b>46%</b>	Healthy diet, dietary supplements <b>57%</b>	Exercise / sports <b>76%</b>	Exercise / sports <b>39%</b>	Exercise / sports <b>65%</b>	Exercise / sports <b>74%</b>
<b>2<sup>nd</sup></b>	Healthy diet, dietary supplements <b>67%</b>	Healthy diet, dietary supplements <b>57%</b>	Healthy diet, dietary supplements <b>57%</b>	Healthy diet, dietary supplements <b>33%</b>	Healthy diet, dietary supplements <b>45%</b>	Healthy diet, dietary supplements <b>31%</b>	Exercise / sports <b>52%</b>	Healthy diet, dietary supplements <b>44%</b>	Healthy diet, dietary supplements <b>37%</b>	Healthy diet, dietary supplements <b>36%</b>	Healthy diet, dietary supplements <b>66%</b>
<b>3<sup>rd</sup></b>	Being active / activities <b>16%</b>	Being active / activities <b>12%</b>	Being active / activities <b>27%</b>	Being active / activities <b>21%</b>	Don't smoke <b>8%</b>	Don't smoke <b>9%</b>	Working <b>12%</b>	Sleep well, go to bed early <b>22%</b>	Sleep well, go to bed early <b>17%</b>	Sleep well, go to bed early <b>7%</b>	Being active / activities <b>30%</b>

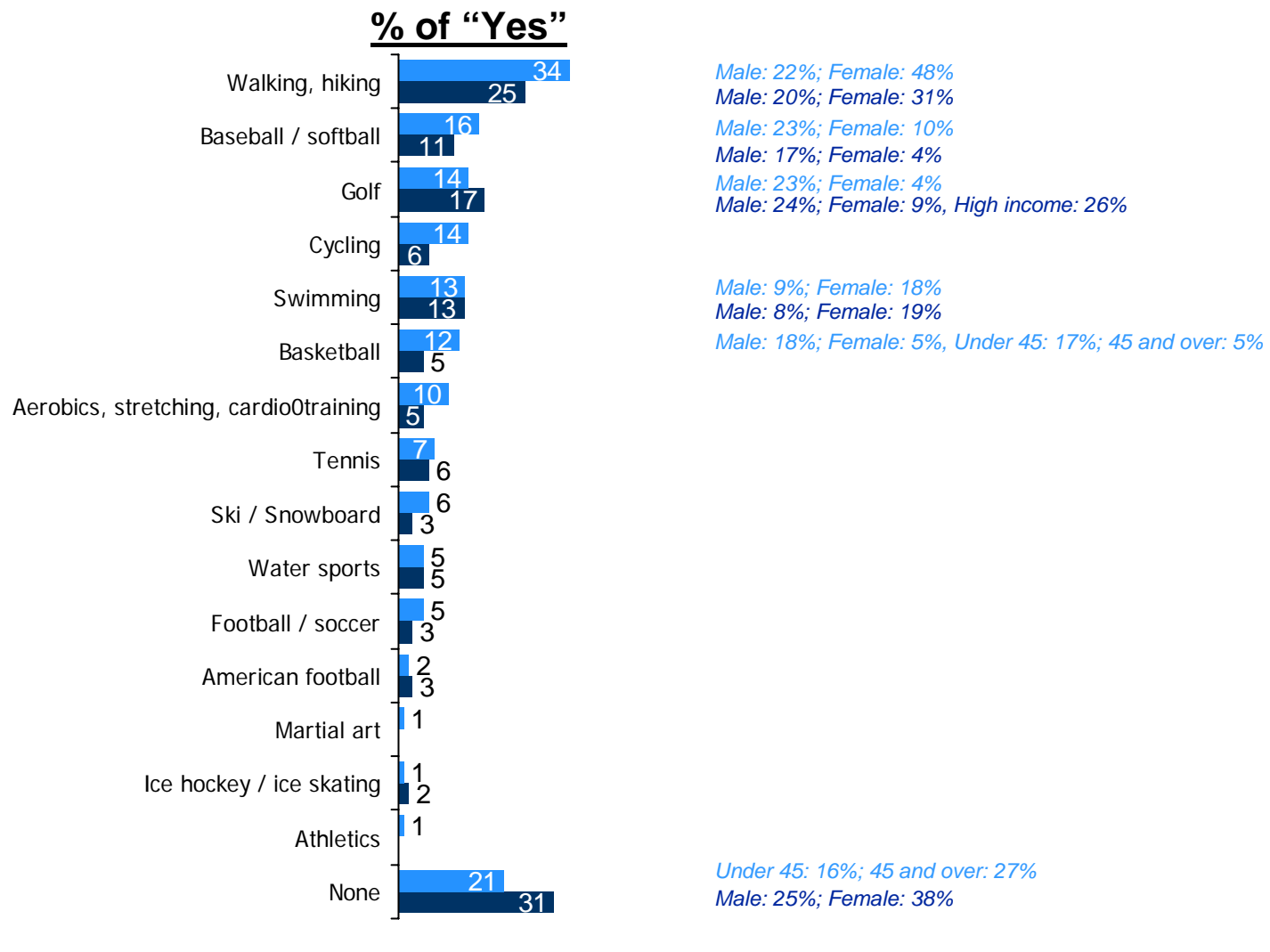
## Retired

<b>1<sup>st</sup></b>	Healthy diet, dietary supplements <b>67%</b>	Exercise / sports <b>69%</b>	Healthy diet, dietary supplements <b>63%</b>	Exercise / sports <b>62%</b>	Exercise / sports <b>71%</b>	Exercise / sports <b>32%</b>	Healthy diet, dietary supplements <b>51%</b>	Exercise / sports <b>76%</b>	Exercise / sports <b>55%</b>	Exercise / sports <b>72%</b>	Exercise / sports <b>67%</b>
<b>2<sup>nd</sup></b>	Exercise / sports <b>64%</b>	Healthy diet, dietary supplements <b>59%</b>	Exercise / sports <b>59%</b>	Being active / activities <b>41%</b>	Healthy diet, dietary supplements <b>48%</b>	Healthy diet, dietary supplements <b>22%</b>	Exercise / sports <b>41%</b>	Healthy diet, dietary supplements <b>39%</b>	Healthy diet, dietary supplements <b>33%</b>	Healthy diet, dietary supplements <b>25%</b>	Healthy diet, dietary supplements <b>63%</b>
<b>3<sup>rd</sup></b>	Being active / activities <b>26%</b>	Being active / activities <b>29%</b>	Being active / activities <b>43%</b>	Healthy diet, dietary supplements <b>24%</b>	Good medical care <b>15%</b>	Being active / activities <b>17%</b>	Good medical care <b>19%</b>	Being active / activities <b>23%</b>	Avoid stress <b>14%</b>	Being active / activities <b>8%</b>	Being active / activities <b>41%</b>



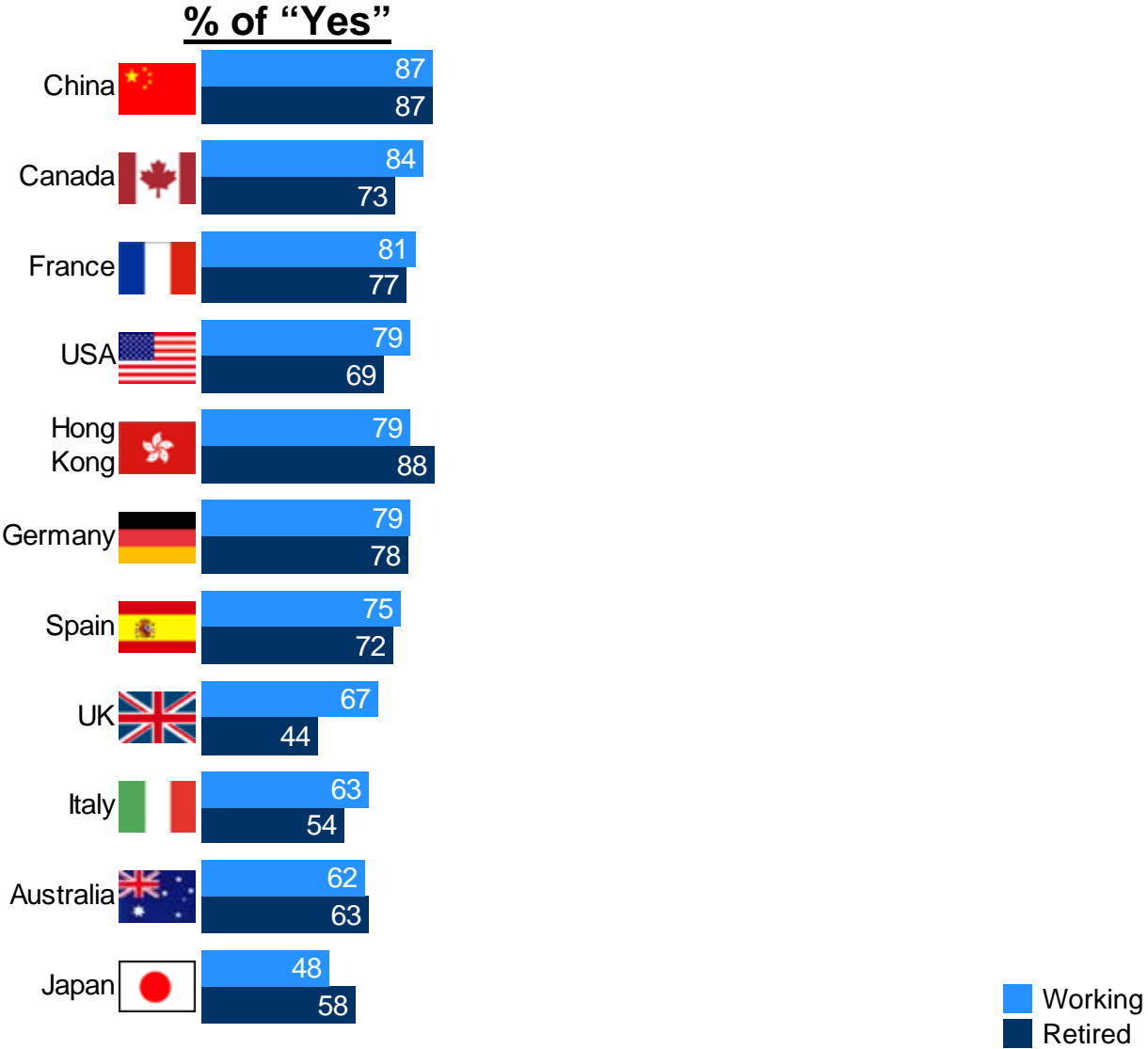
## 5. Which sports are practiced?

Sports are part of the American way of life. Around 80% of workers participate in a sport. Among retirees, three-fourths of the males and almost two-thirds of the females participate in a sport. The most popular sports among males are golf, baseball and walking/hiking, as well as basketball among those under 45; females prefer to walk or swim.



Base : n= 421 working, n=419 retired  
Q44a Working and Retired: Which sports are you used to doing? (new in 2007)

# 5. Do people participate in sports?



## Summary – Which sports do people participate in?



USA



Canada



UK



France



Germany



Italy



Spain



China



Japan



Hong Kong



Australia

### Working

	USA	Canada	UK	France	Germany	Italy	Spain	China	Japan	Hong Kong	Australia
<b>1<sup>st</sup></b>	Walking, hiking <b>34%</b>	Walking, hiking <b>44%</b>	Walking, hiking <b>25%</b>	Walking, hiking <b>30%</b>	Cycling <b>37%</b>	Walking, hiking <b>13%</b>	Walking, hiking <b>34%</b>	Aerobics, stretching, cardio-training <b>42%</b>	Walking, hiking <b>18%</b>	Walking, hiking <b>33%</b>	Walking, hiking <b>32%</b>
<b>2<sup>nd</sup></b>	Baseball / softball <b>16%</b>	Cycling <b>26%</b>	Swimming <b>17%</b>	Cycling <b>26%</b>	Walking, hiking <b>29%</b>	Football / soccer <b>12%</b>	Swimming <b>23%</b>	Other individual sports <b>38%</b>	Other individual sports <b>10%</b>	Swimming <b>21%</b>	Other individual sports <b>11%</b>
<b>3<sup>rd</sup></b>	Cycling <b>14%</b>	Other individual sports <b>18%</b>	Cycling <b>13%</b>	Other individual sports <b>19%</b>	Swimming <b>20%</b>	Aerobics, stretching, cardio-training <b>11%</b>	Cycling <b>13%</b>	Walking, hiking <b>37%</b>	Baseball / softball <b>6%</b>	Athletics <b>20%</b>	Aerobics, stretching, cardio-training <b>9%</b>

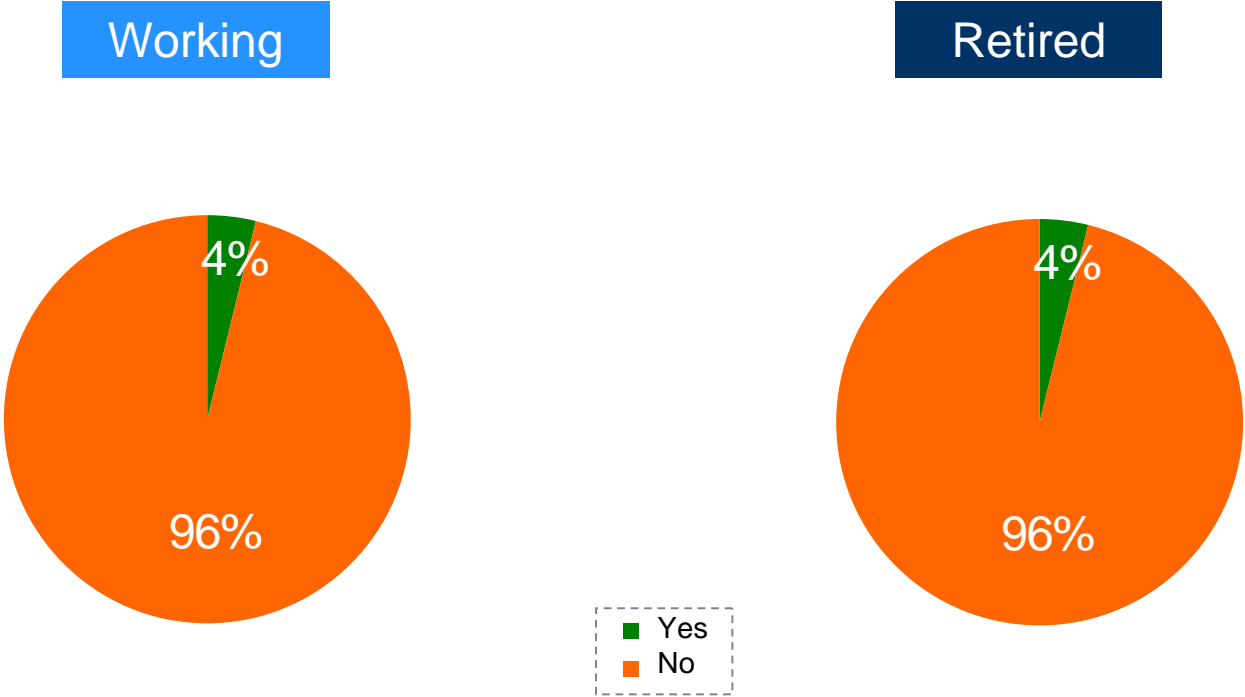
### Retired

	USA	Canada	UK	France	Germany	Italy	Spain	China	Japan	Hong Kong	Australia
<b>1<sup>st</sup></b>	Walking, hiking <b>25%</b>	Walking, hiking <b>47%</b>	Walking, hiking <b>26%</b>	Walking, hiking <b>41%</b>	Cycling <b>39%</b>	Walking, hiking <b>25%</b>	Walking, hiking <b>54%</b>	Walking, hiking <b>57%</b>	Walking, hiking <b>34%</b>	Walking, hiking <b>51%</b>	Walking, hiking <b>38%</b>
<b>2<sup>nd</sup></b>	Golf <b>17%</b>	Other individual sports <b>15%</b>	Swimming <b>10%</b>	Cycling <b>16%</b>	Walking, hiking <b>35%</b>	Cycling <b>13%</b>	Swimming <b>13%</b>	Other individual sports <b>44%</b>	Other individual sports <b>15%</b>	Other individual sports <b>22%</b>	Golf <b>13%</b>
<b>3<sup>rd</sup></b>	Swimming <b>13%</b>	Golf <b>14%</b>	Other individual sports <b>7%</b>	Other individual sports <b>15%</b>	Swimming <b>29%</b>	Aerobics, stretching, cardio-training <b>6%</b>	Aerobics, stretching, cardio-training <b>9%</b>	Aerobics, stretching, cardio-training <b>31%</b>	Golf <b>10%</b>	Swimming <b>15%</b>	Other individual sports <b>11%</b>



# 6. Have people resorted to plastic surgery?

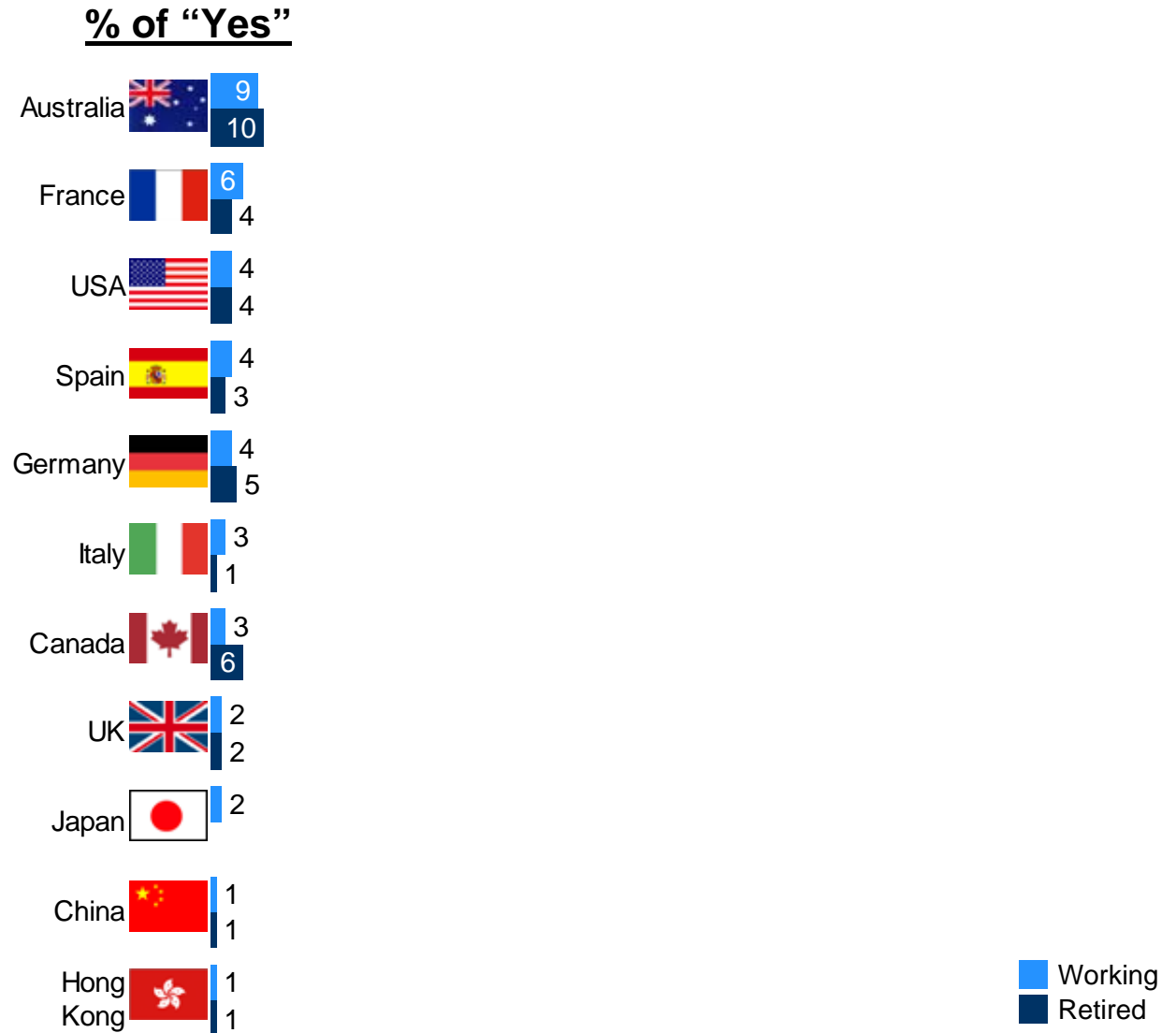
Very few people have used plastic surgery.



Base : n=421 working, n=419 retired  
Q.44c Working and Retired: Have you already resorted to plastic surgery whatever the purpose? (new in 2007)

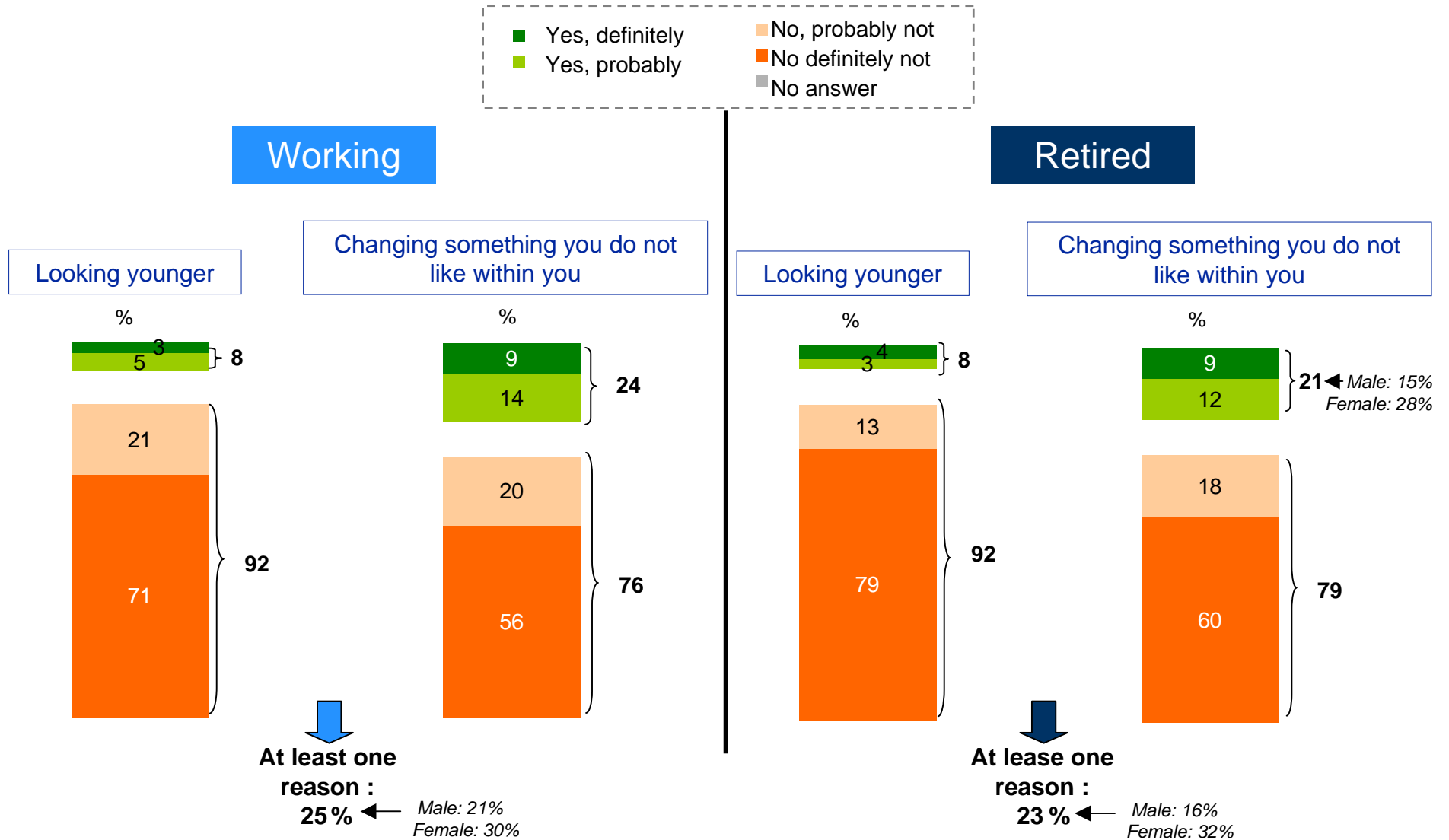
## 6. Have people resorted to plastic surgery?

Across the surveyed countries, very few people have had plastic surgery.



# 7. Do people intend to resort to plastic surgery for the purpose of....

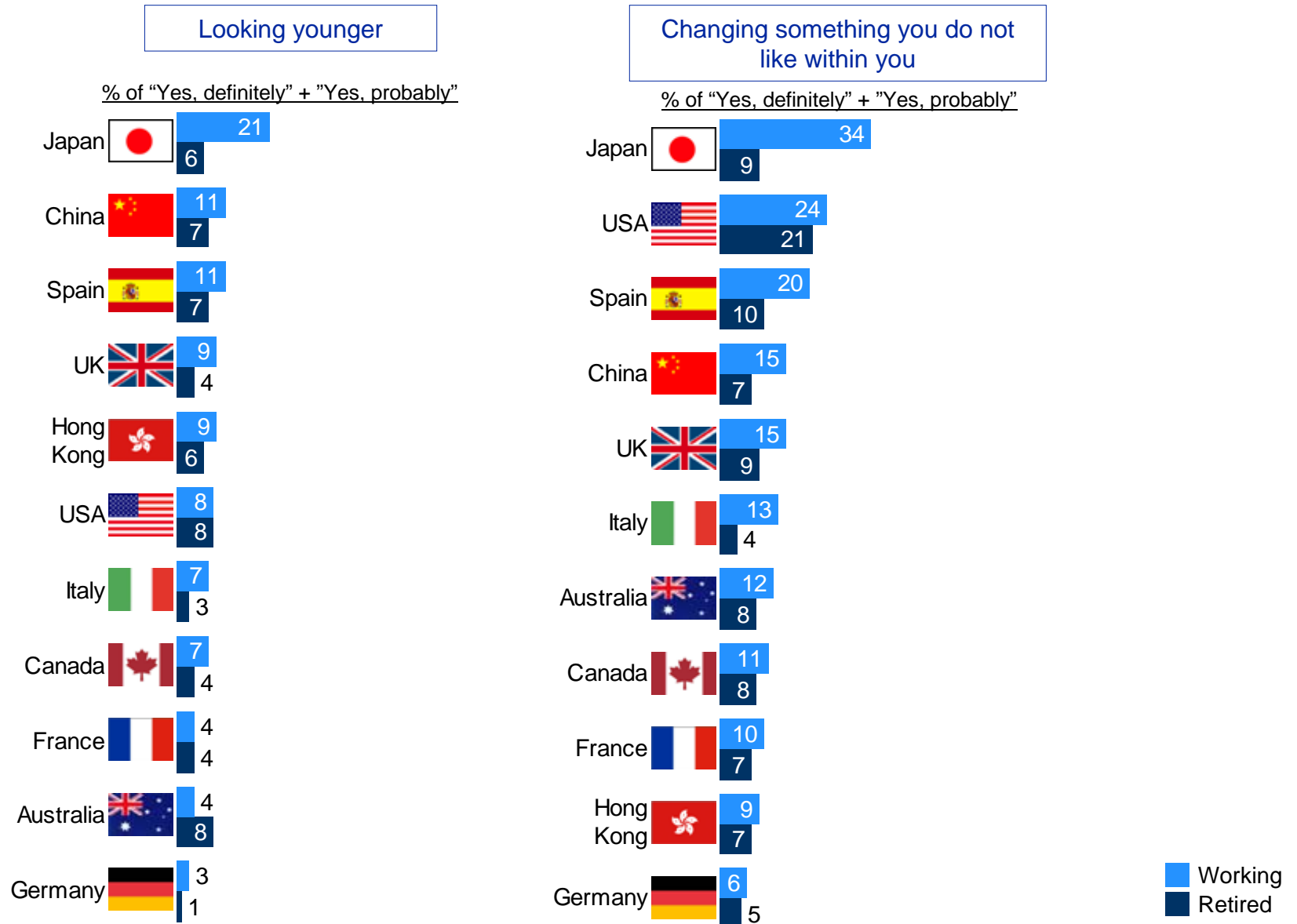
Plastic surgery is tempting for one-fourth of the population, for the purpose of changing something they don't like within them rather than for looking younger. Females are more interested than males.



Base : n= 421 working, n=419 retired  
 Q44b Working and Retired: Would you definitely, probably, probably not or definitely not consider resorting to plastic surgery for the purpose of (new in 2007):

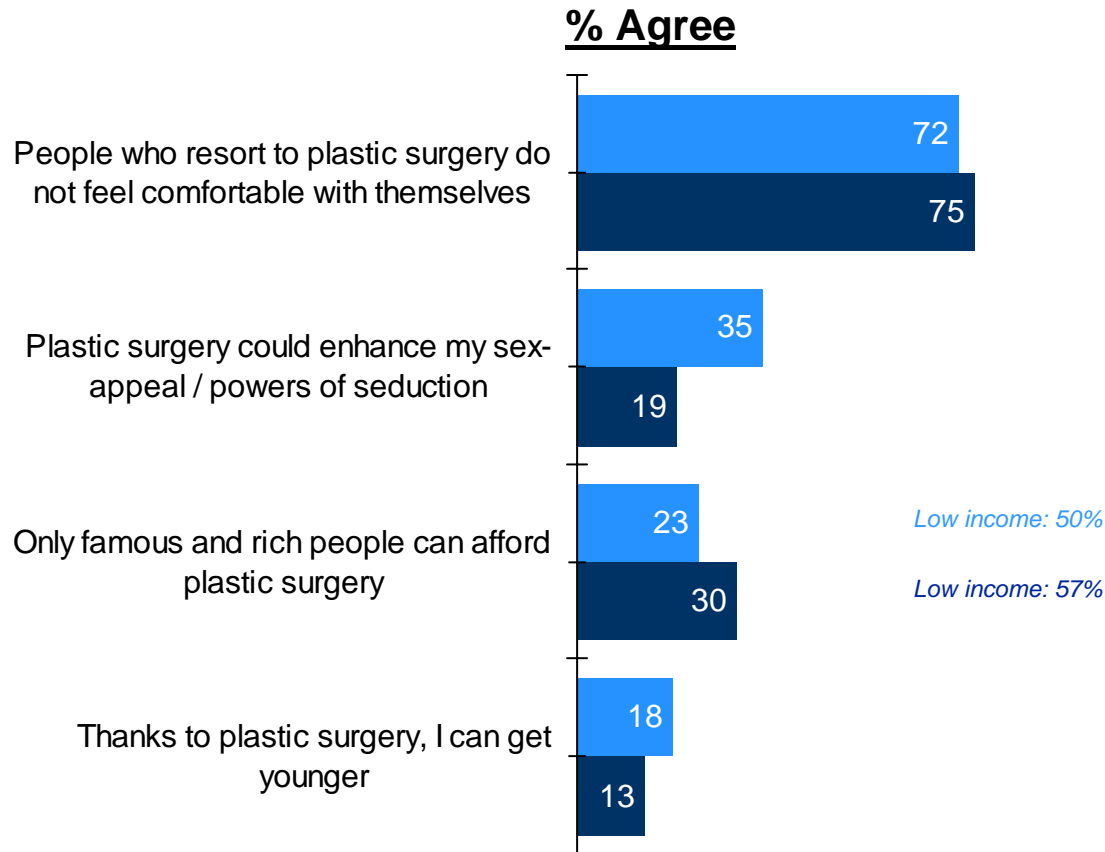
## 7. Do people intend to resort to plastic surgery for the purpose of...

In comparison with other countries, a higher proportion of workers and retirees than in other countries would be interested in plastic surgery as a mean to change an undesirable feature.



## 8. What are the opinions on plastic surgery?

Plastic surgery is seen above all as a means to compensate for anxiety, more than as a way to be more attractive or to rejuvenate.



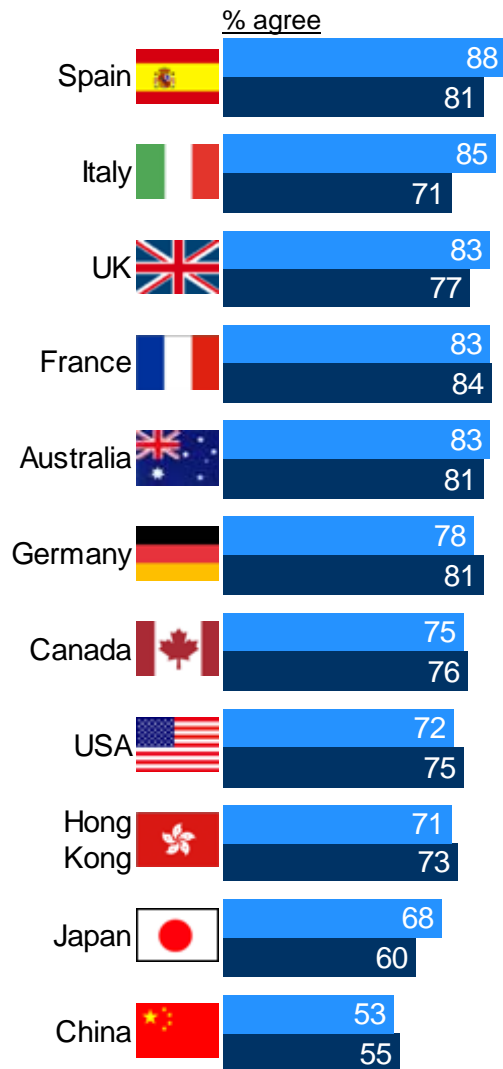
Base : n= 421 working, n=419 retired

Q.44d Working and Retired: I am going to read out some opinions about plastic surgery. For each of them, please tell me if you agree or not. (new in 2007)

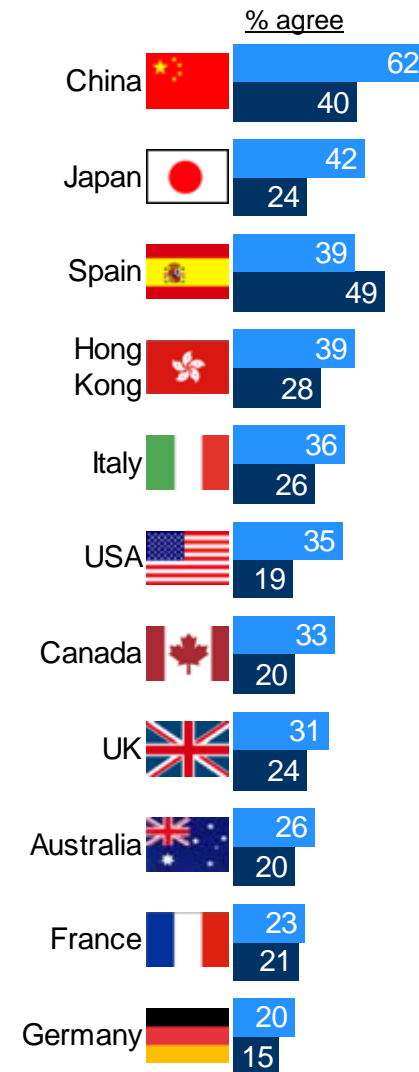
■ Working  
■ Retired

## 8. What are the opinions on plastic surgery? (1/2)

People who resort to plastic surgery do not feel comfortable with themselves



Plastic surgery could enhance my sex-appeal / powers of seduction

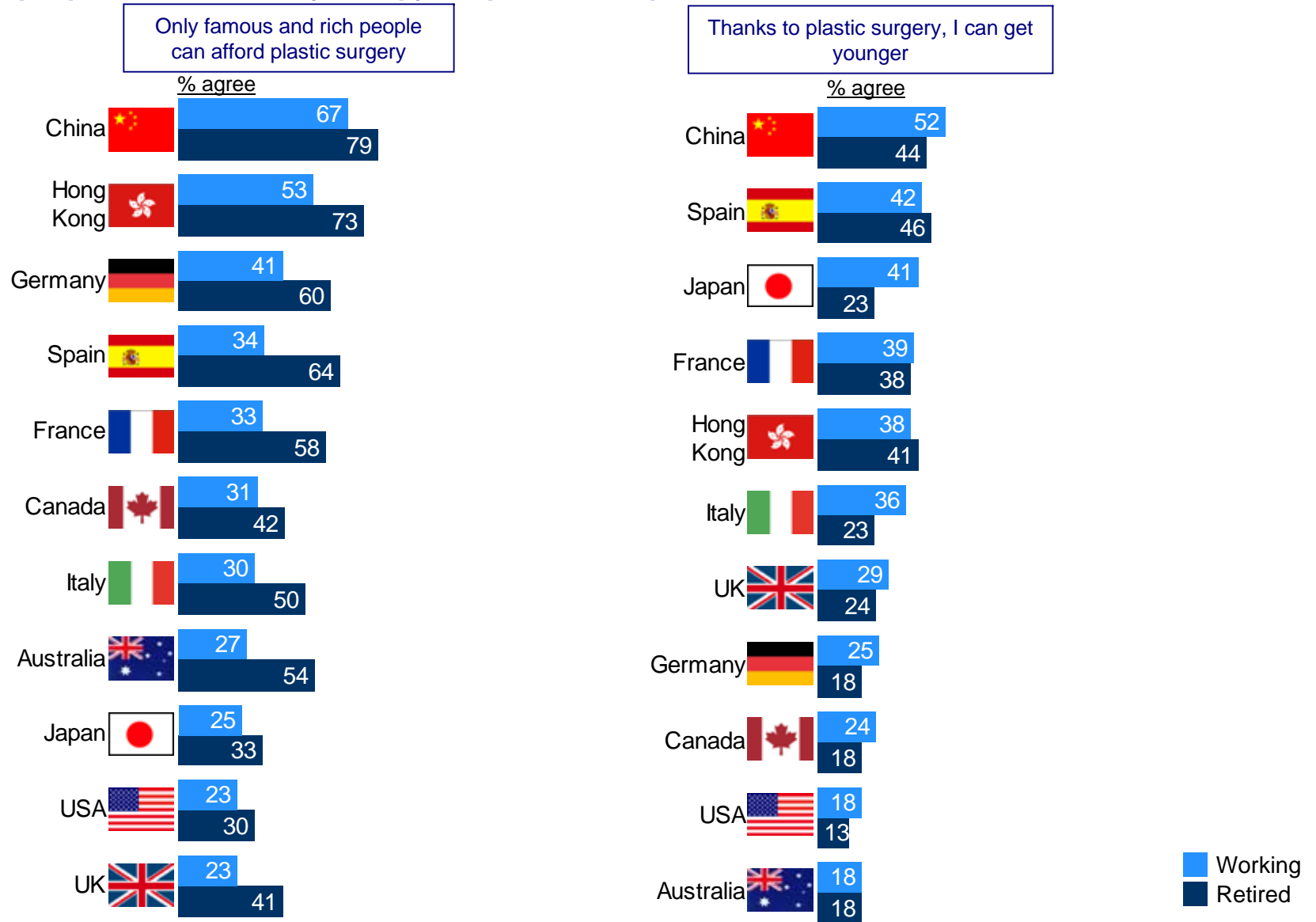


Working  
Retired



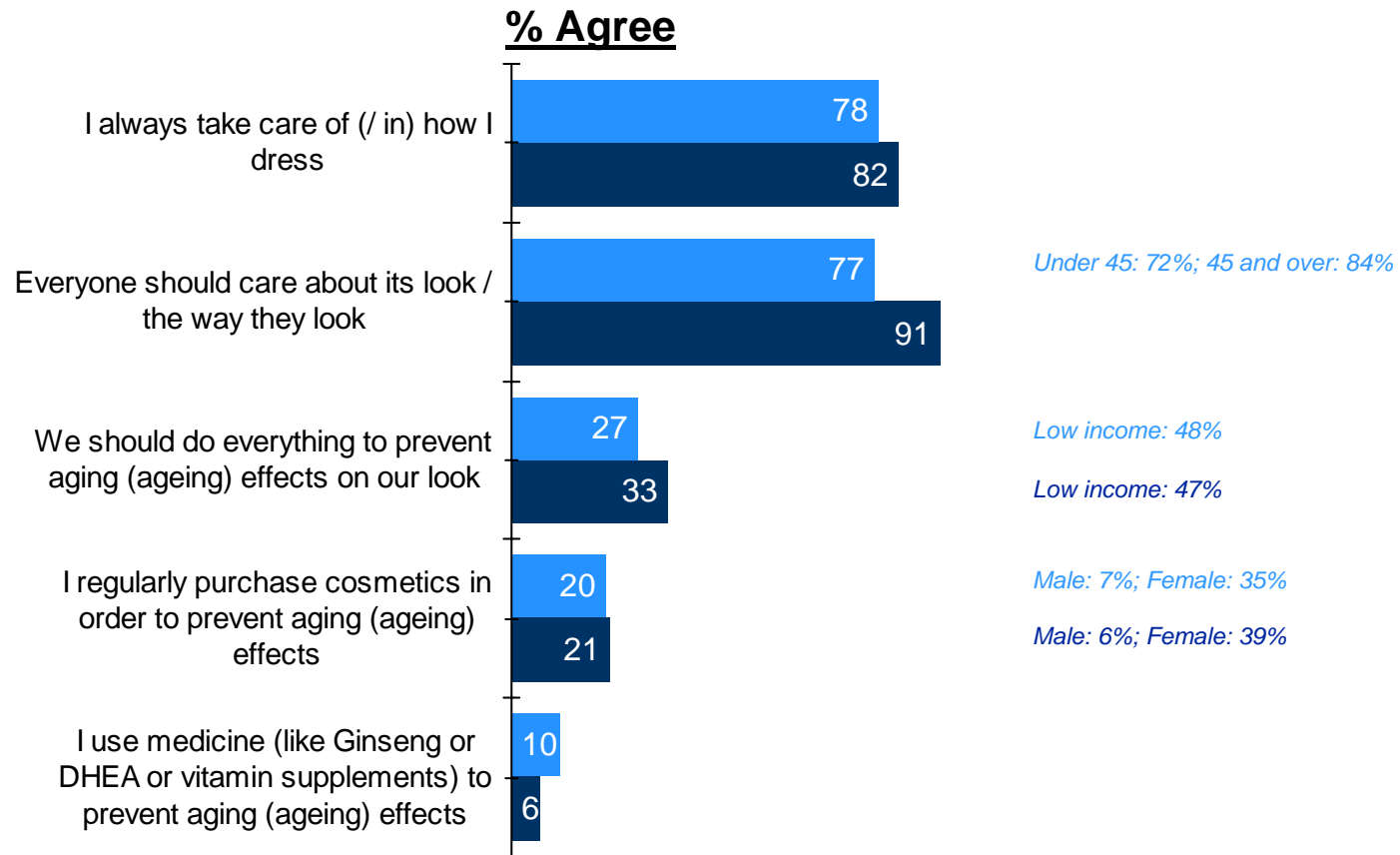
## 8. What are the opinions on plastic surgery? (2/2)

Americans do not view plastic surgery as a way to look younger. Among surveyed countries, the U.S. ranks at the penultimate place. On the other hand, they do not think that plastic surgery is reserved to well-off people; there also, they occupy the penultimate place.



## 8. What are the opinions on appearance?

Americans care for their appearance, especially retirees. However, fighting the effects of ageing is not a concern, except for low income respondents. A minority, mostly among females, use cosmetics or medicines for this purpose.



■ Working  
■ Retired

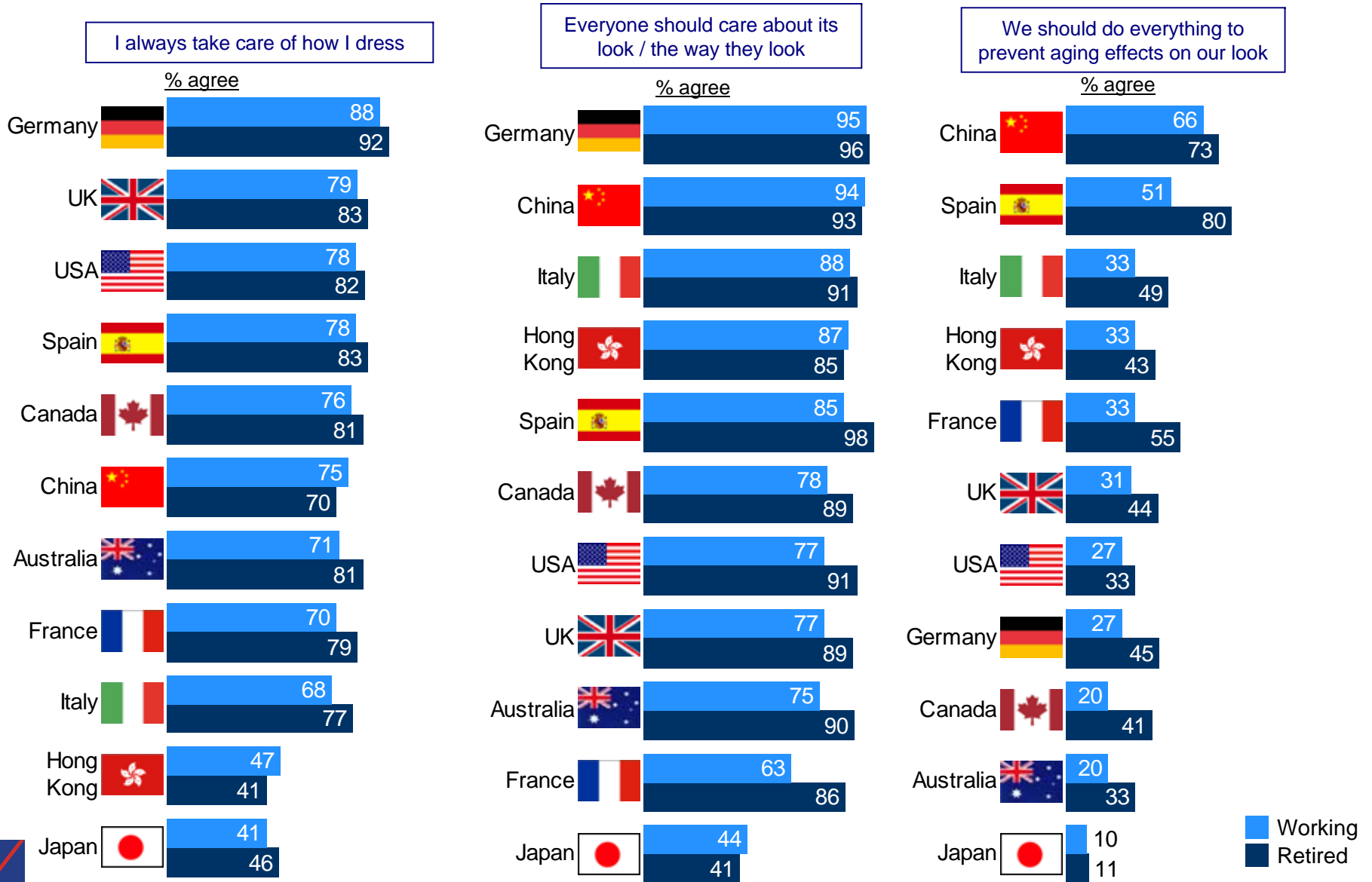


Base : n=421 working, n=419 retired

Q.44e Working and Retired: I am going to read out some opinions about ones look/appearance. For each of them, please tell me if you agree or not. (new in 2007)

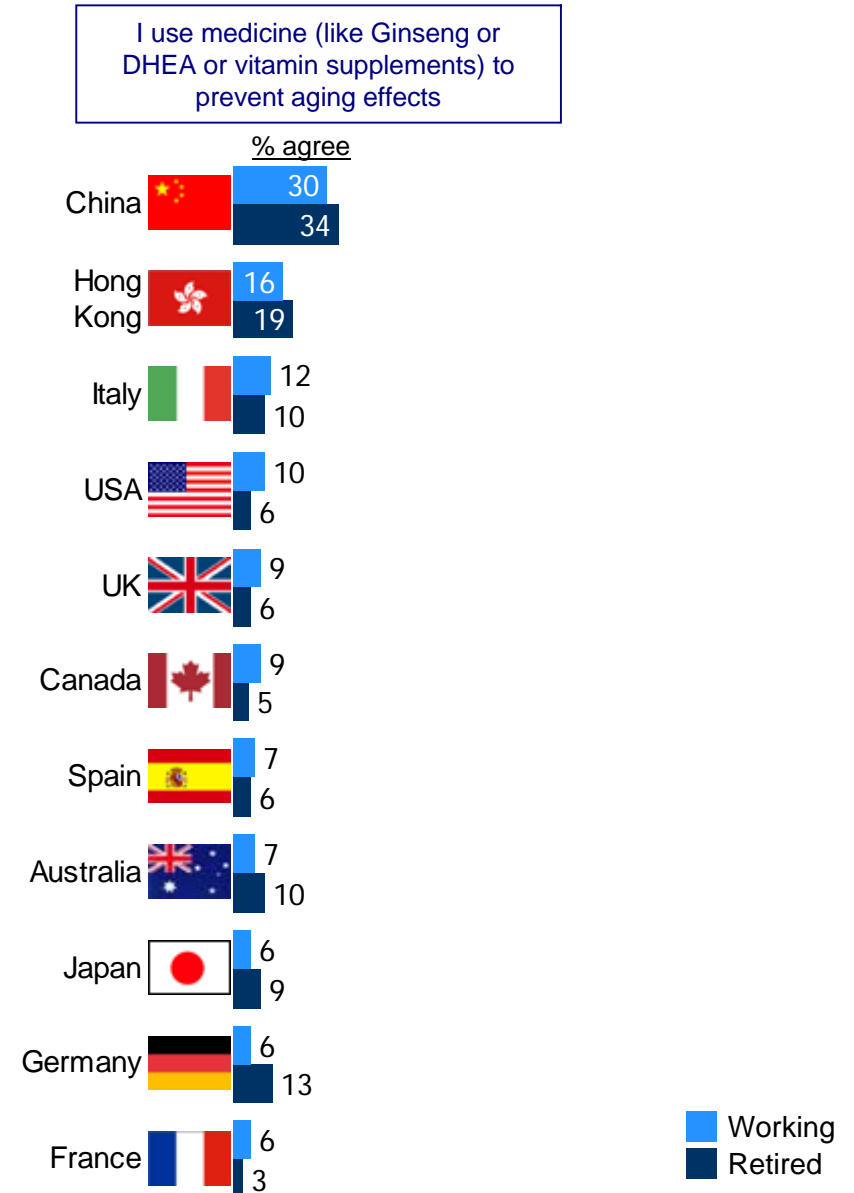
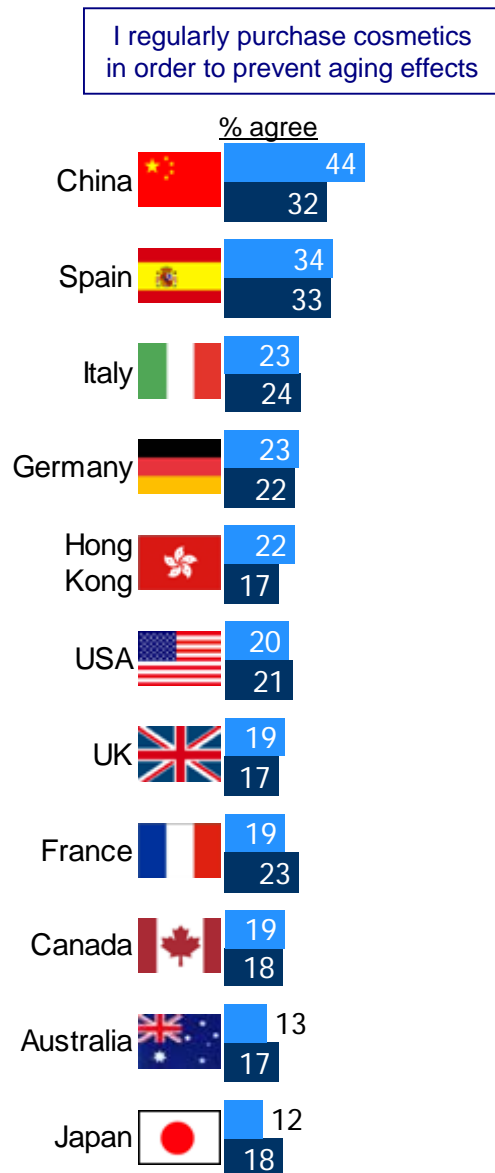
## 8. What are the opinions on appearance? (1/2)

In almost all surveyed countries, a large majority of respondents care for their appearance. U.S. retirees rank fourth while workers are less interested than others, ranking seventh.



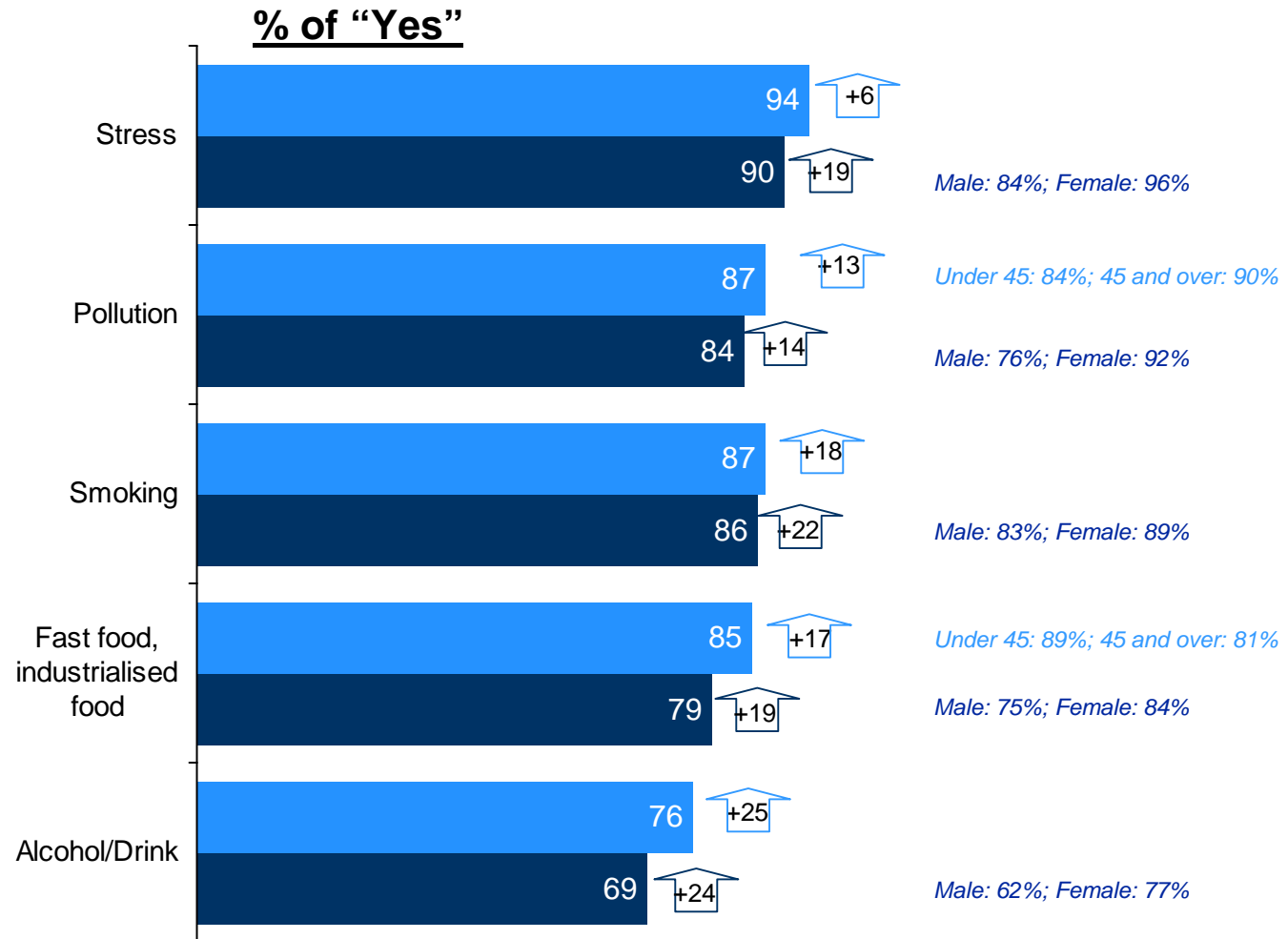
## 8. What are the opinions on appearance? (2/2)

China is the country where people are the most active to prevent ageing effects.



## 9. What threatens people's health?

An upward trend from 2006 results, people are concerned by the effects of stress, pollution, tobacco, alcohol, and an unhealthy diet on their health. Overall, the working population feels more exposed to health threats than the retirees; among retirees, females are more worried than males.



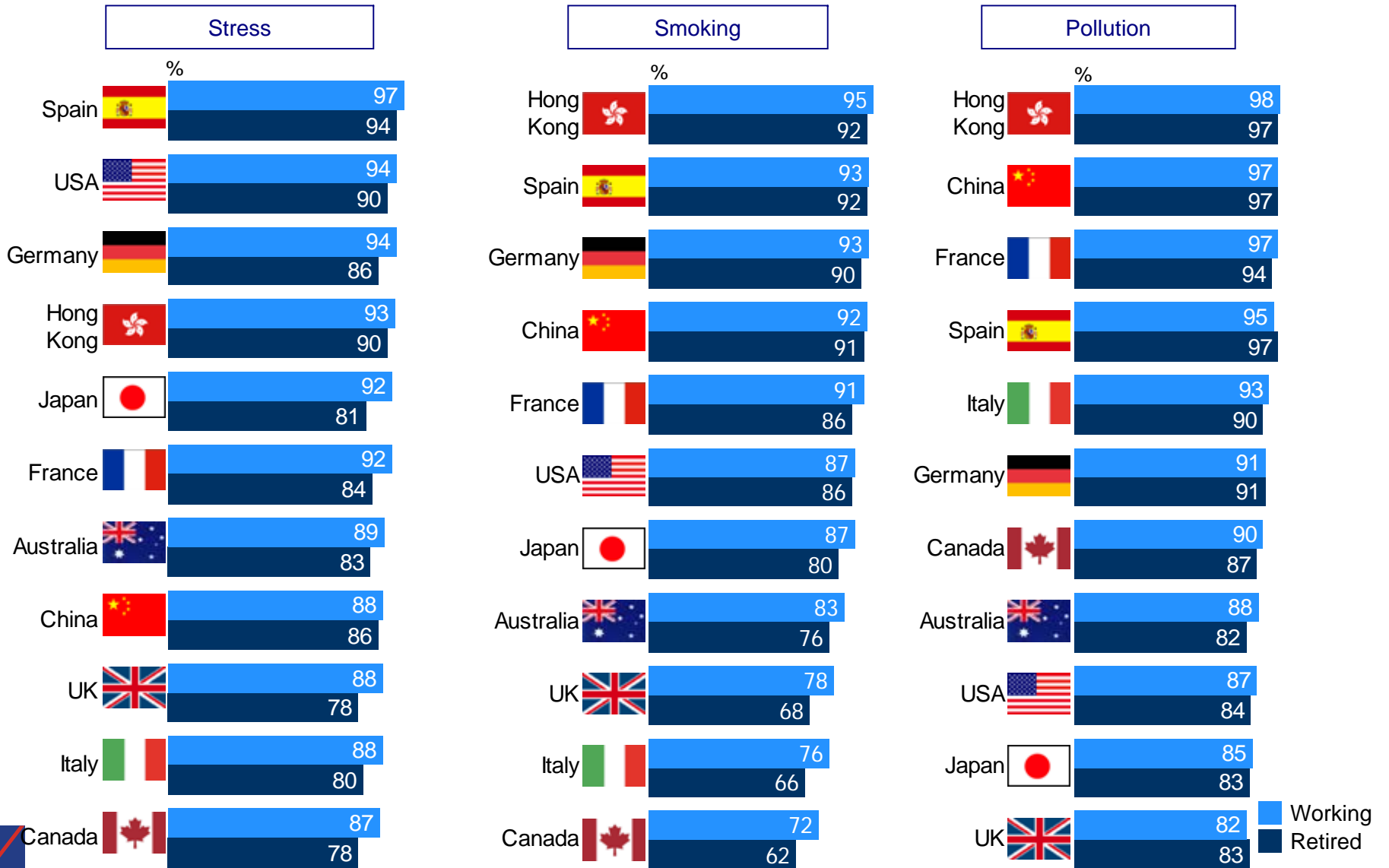
Base : n= 421 working, n=419 retired

Q.45 Working and Retired: Personally, which of the following do you think threatens your health?

■ Working  
■ Retired

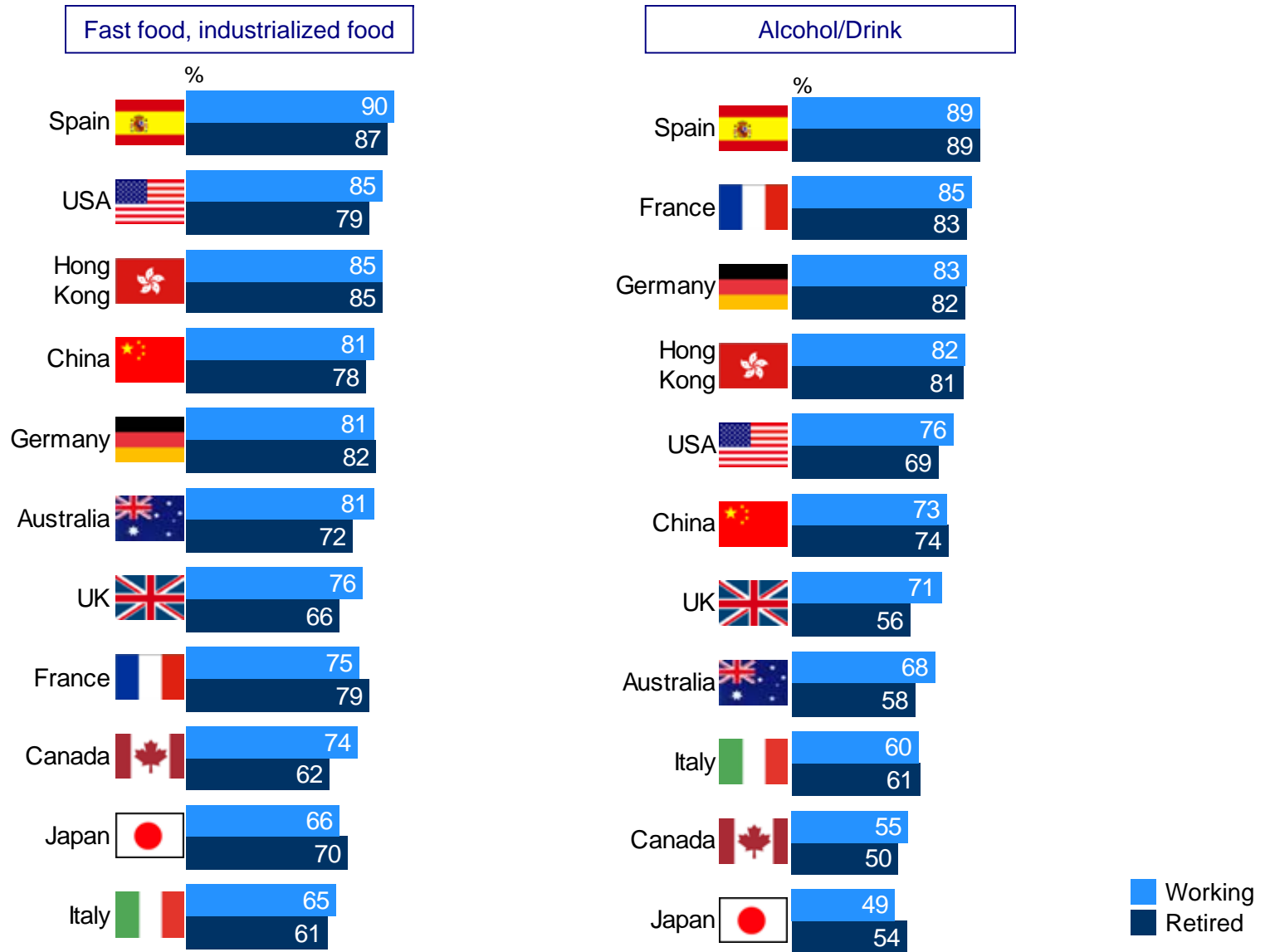
# 9. What threatens people's health? (1/2)

The U.S. ranks second with the number of people concerned by stress, as a cause of illness. Americans rank average, regarding the danger of smoking, and behind other countries as far as pollution is concerned, although it is a worry for a large majority.



## 9. What threatens people's health? (2/2)

Compared to other countries, Americans are particularly sensitive to industrialized food, as a threat for health (ranking second). They are average regarding the role of alcohol.



# Summary – What threatens people’s health?



USA



Canada



UK



France



Germany



Italy



Spain



China



Japan



Hong Kong



Australia

## Working

<b>1<sup>st</sup></b>	Stress	Pollution	Stress	Pollution	Stress	Pollution	Stress	Pollution	Stress	Pollution	Stress
	<u>94%</u>	<u>90%</u>	<u>88%</u>	<u>97%</u>	<u>94%</u>	<u>93%</u>	<u>97%</u>	<u>97%</u>	<u>92%</u>	<u>98%</u>	<u>89%</u>
<b>2<sup>nd</sup></b>	Smoking	Stress	Pollution	Stress	Smoking	Stress	Pollution	Smoking	Smoking	Smoking	Pollution
	<u>87%</u>	<u>87%</u>	<u>82%</u>	<u>92%</u>	<u>93%</u>	<u>88%</u>	<u>95%</u>	<u>92%</u>	<u>87%</u>	<u>95%</u>	<u>88%</u>
<b>3<sup>rd</sup></b>	Pollution	Fast food, industrialised food	Smoking	Smoking	Pollution	Smoking	Smoking	Stress	Pollution	Stress	Smoking
	<u>87%</u>	<u>74%</u>	<u>78%</u>	<u>91%</u>	<u>91%</u>	<u>76%</u>	<u>93%</u>	<u>88%</u>	<u>85%</u>	<u>93%</u>	<u>83%</u>

## Retired

<b>1<sup>st</sup></b>	Stress	Pollution	Pollution	Pollution	Pollution	Pollution	Pollution	Pollution	Pollution	Pollution	Stress
	<u>90%</u>	<u>87%</u>	<u>83%</u>	<u>94%</u>	<u>91%</u>	<u>90%</u>	<u>97%</u>	<u>97%</u>	<u>83%</u>	<u>97%</u>	<u>83%</u>
<b>2<sup>nd</sup></b>	Smoking	Stress	Stress	Smoking	Smoking	Stress	Stress	Smoking	Stress	Smoking	Pollution
	<u>86%</u>	<u>78%</u>	<u>78%</u>	<u>86%</u>	<u>90%</u>	<u>80%</u>	<u>94%</u>	<u>91%</u>	<u>81%</u>	<u>92%</u>	<u>82%</u>
<b>3<sup>rd</sup></b>	Pollution	Smoking	Smoking	Stress	Stress	Smoking	Smoking	Stress	Smoking	Stress	Smoking
	<u>84%</u>	<u>62%</u>	<u>68%</u>	<u>84%</u>	<u>86%</u>	<u>66%</u>	<u>92%</u>	<u>86%</u>	<u>80%</u>	<u>90%</u>	<u>76%</u>





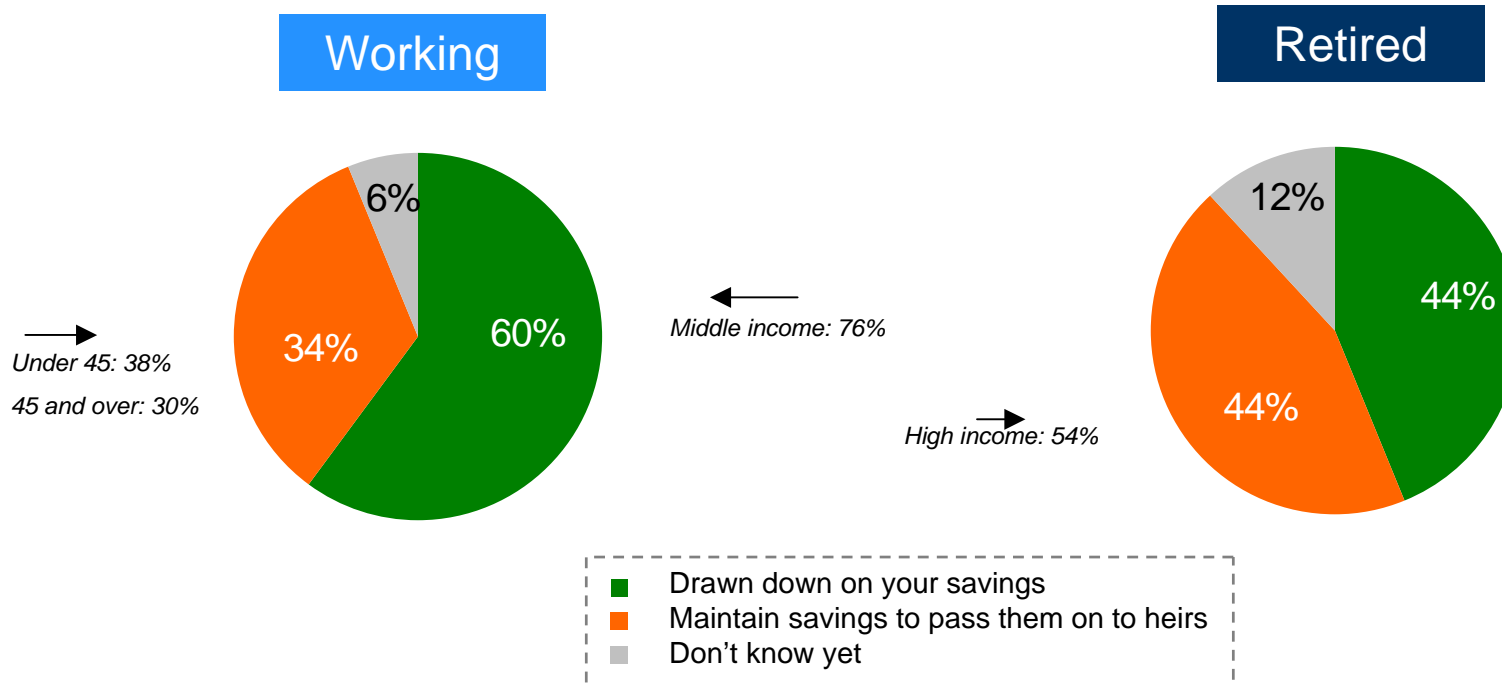
**Additional topics**

**Working vs. Retired**



# 1. Will people leave inheritance to others?

Retirees, especially those with a high income, are more inclined than workers to maintain savings in order to transmit a capital to their heirs.

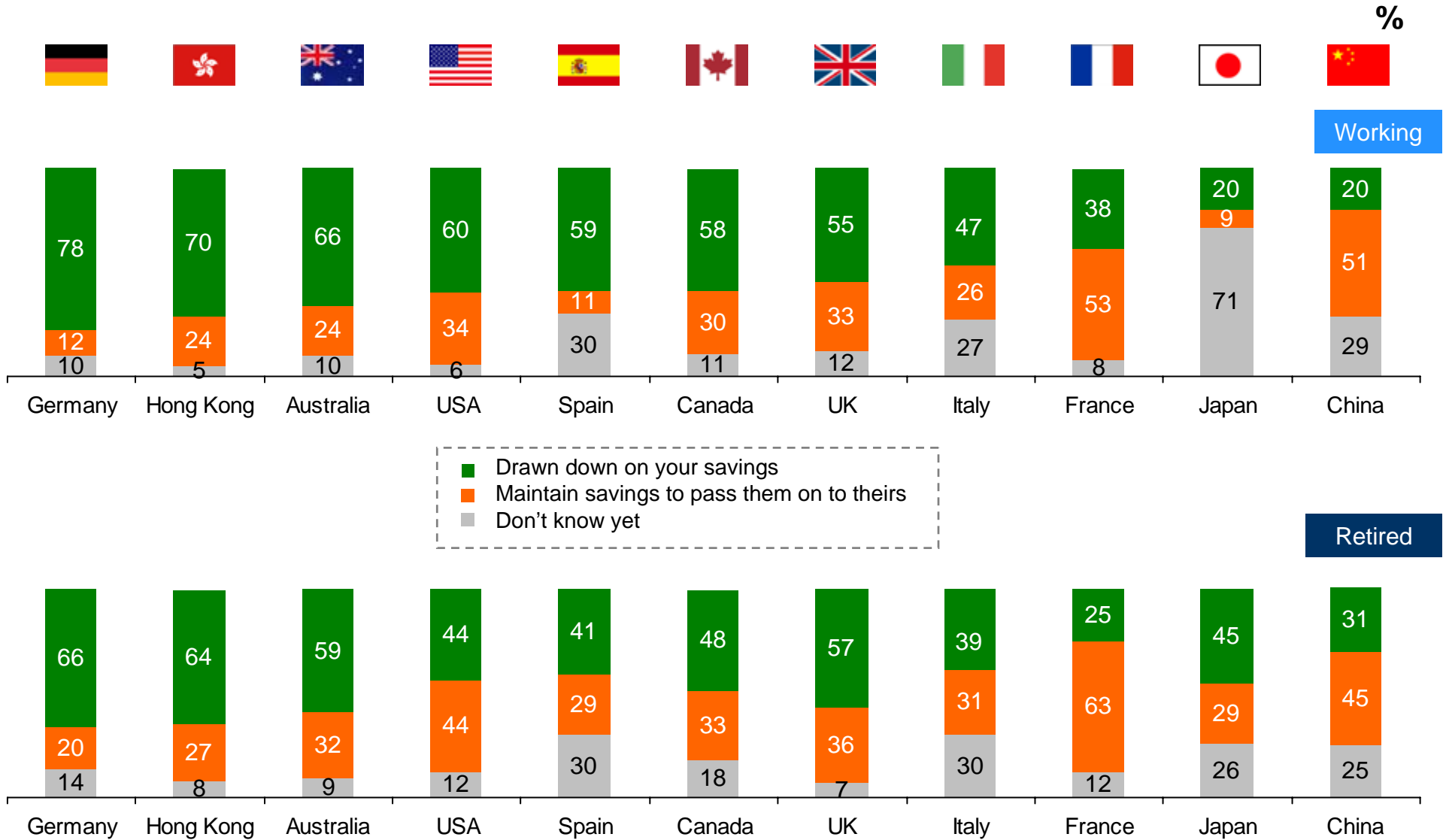


Base : n=368 working, n=397 retired  
Question not asked to housewives

Q.G Working: When you will retire, do you think you will...?  
Q.H Retired: Do you think you will ... ?

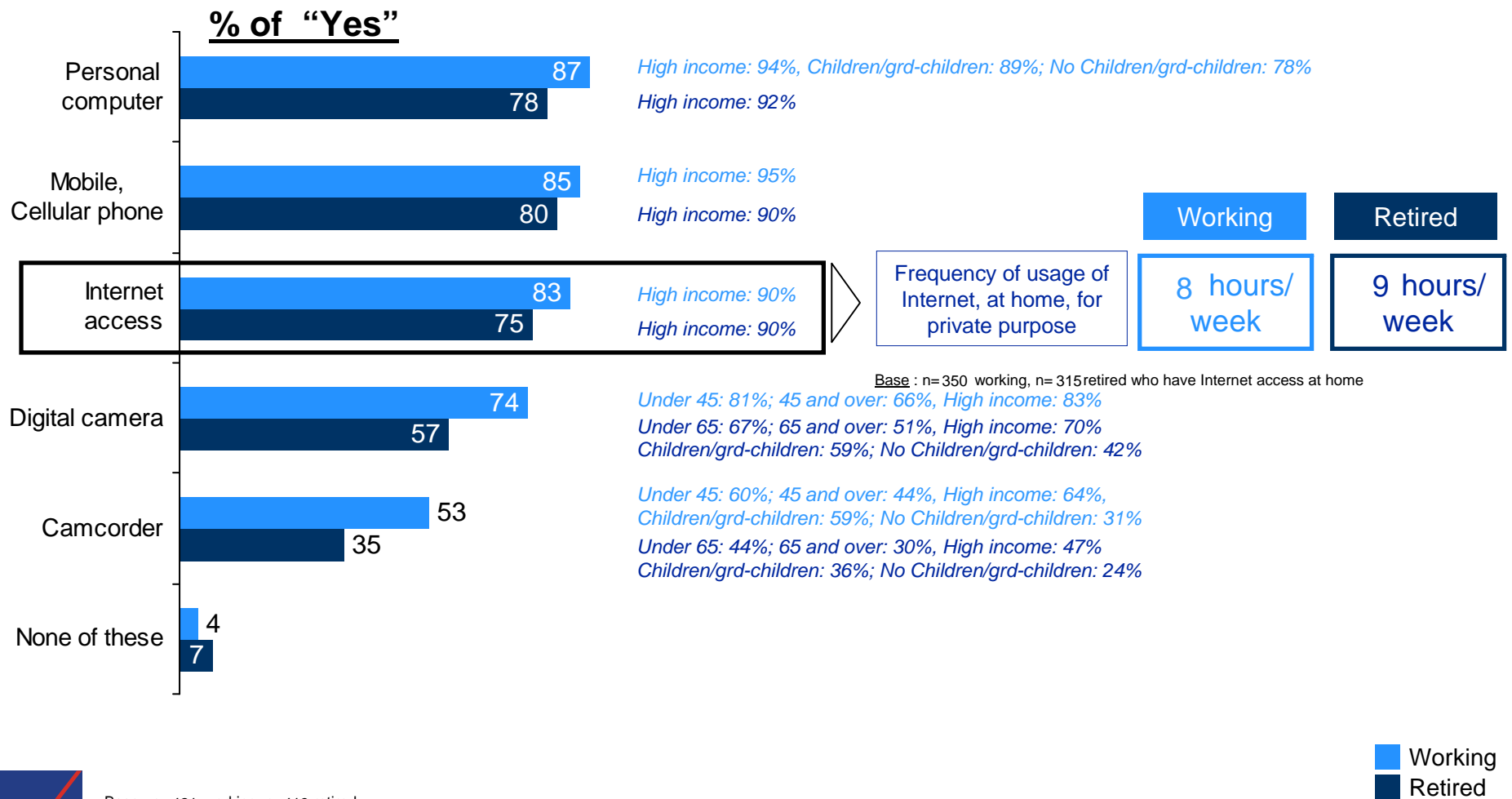
# 1. Will people leave inheritance to others?

The general trend, except in China and France, is to spend for one's own interest. Nevertheless, a lot of American retirees, and even more workers, maintain savings to pass on to their heirs.



## 2. What type of electronic equipment do people have at home? How many hours a week do they use the Internet at home, for private purpose?

Americans have a high level of electronic equipment in their households. Retirees are almost as well equipped as workers and spend even more time on the Internet.

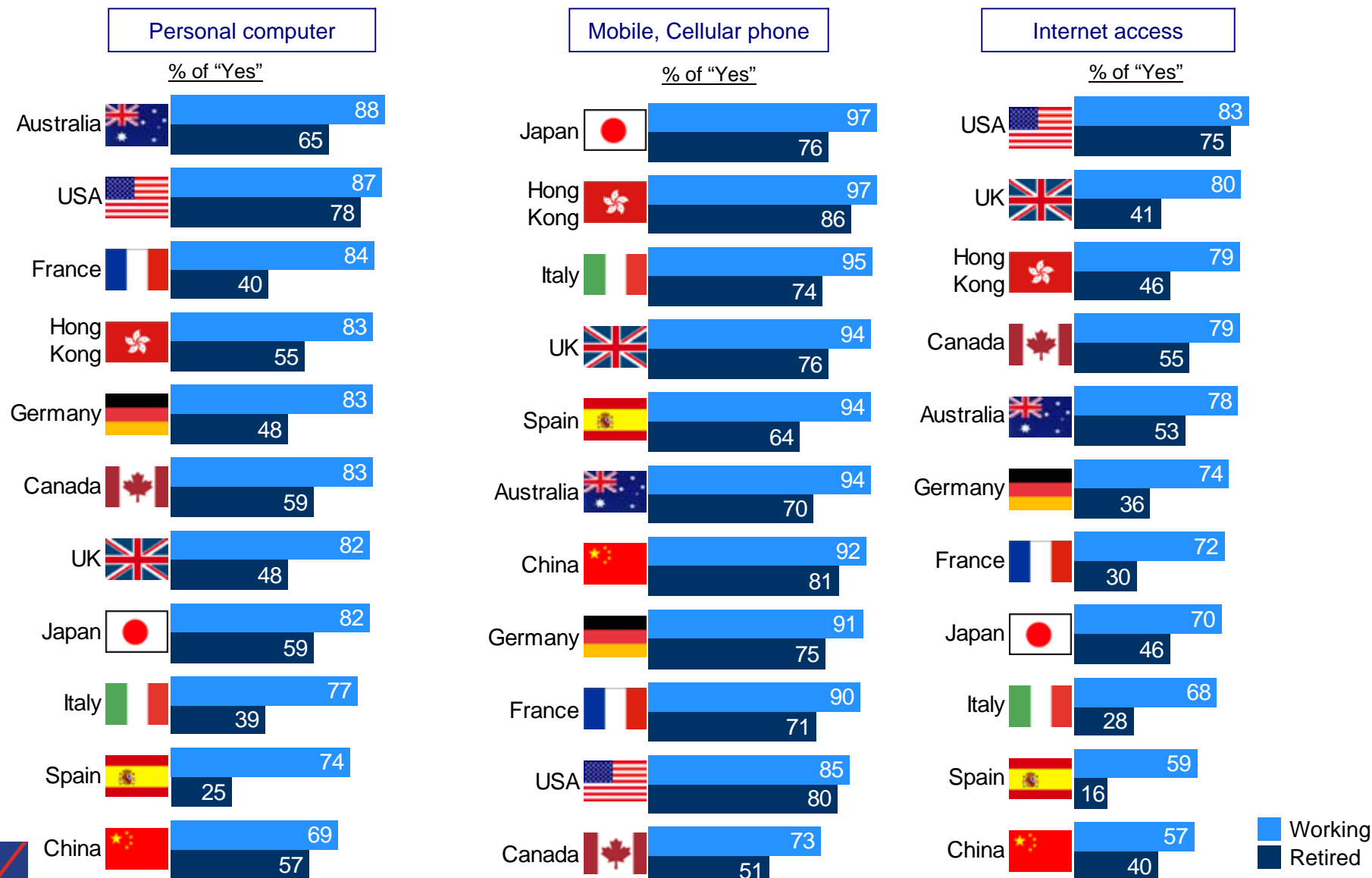


Base : n=421 working, n=419 retired

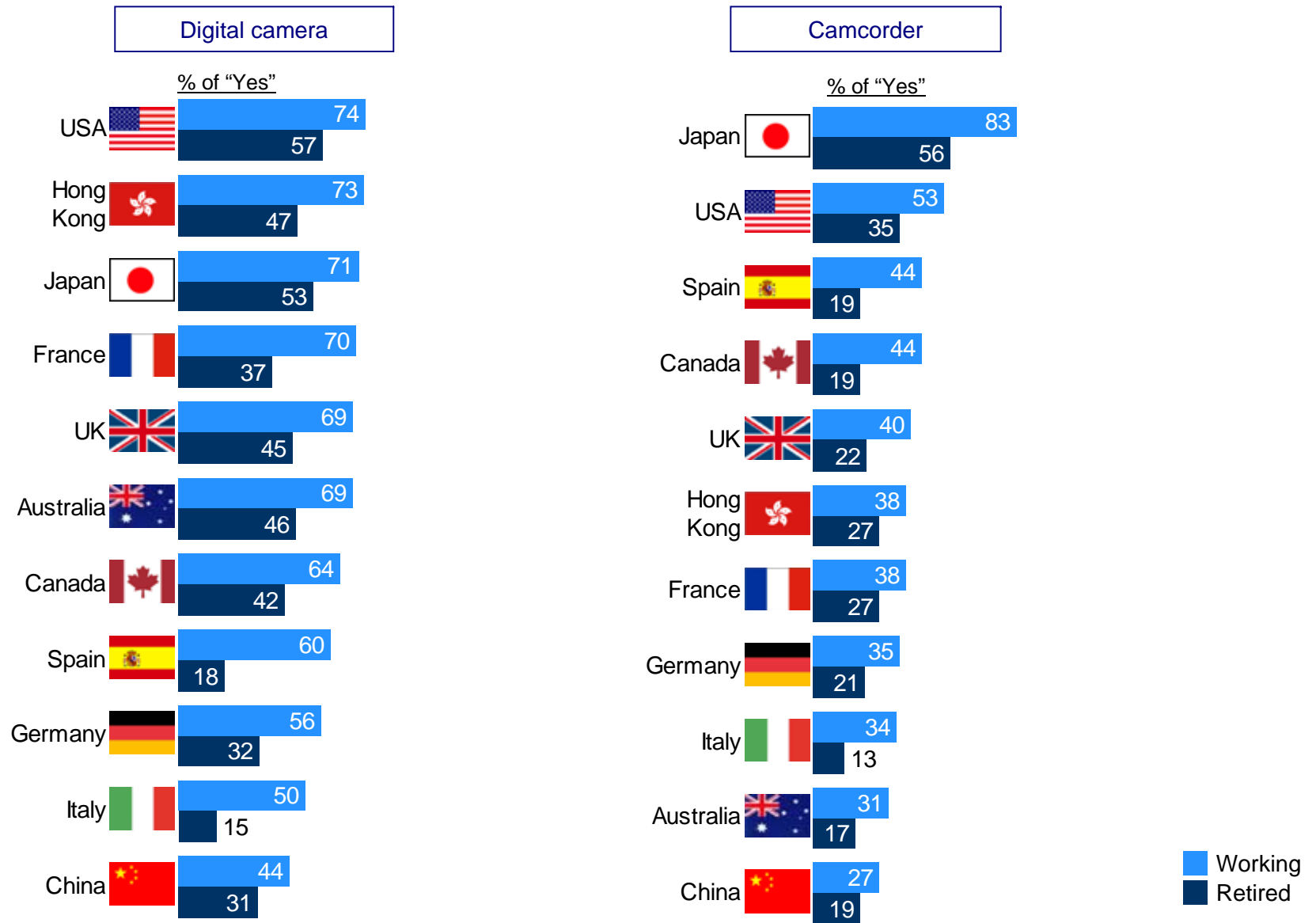
QA1 Working and Retired: Among the following equipments, which ones do you have at home? (new in 2007)  
Q.B Working and Retired: How many hours a week do you use the Internet at home, for private purpose?

## 2. What type of electronic equipment do people have at home? (1/2)

Americans have the highest rate of personal computer equipment and Internet access. Quite surprisingly, they occupy the penultimate place regarding the mobile phone equipment.



## 2. What type of electronic equipment do people have at home? (2/2)



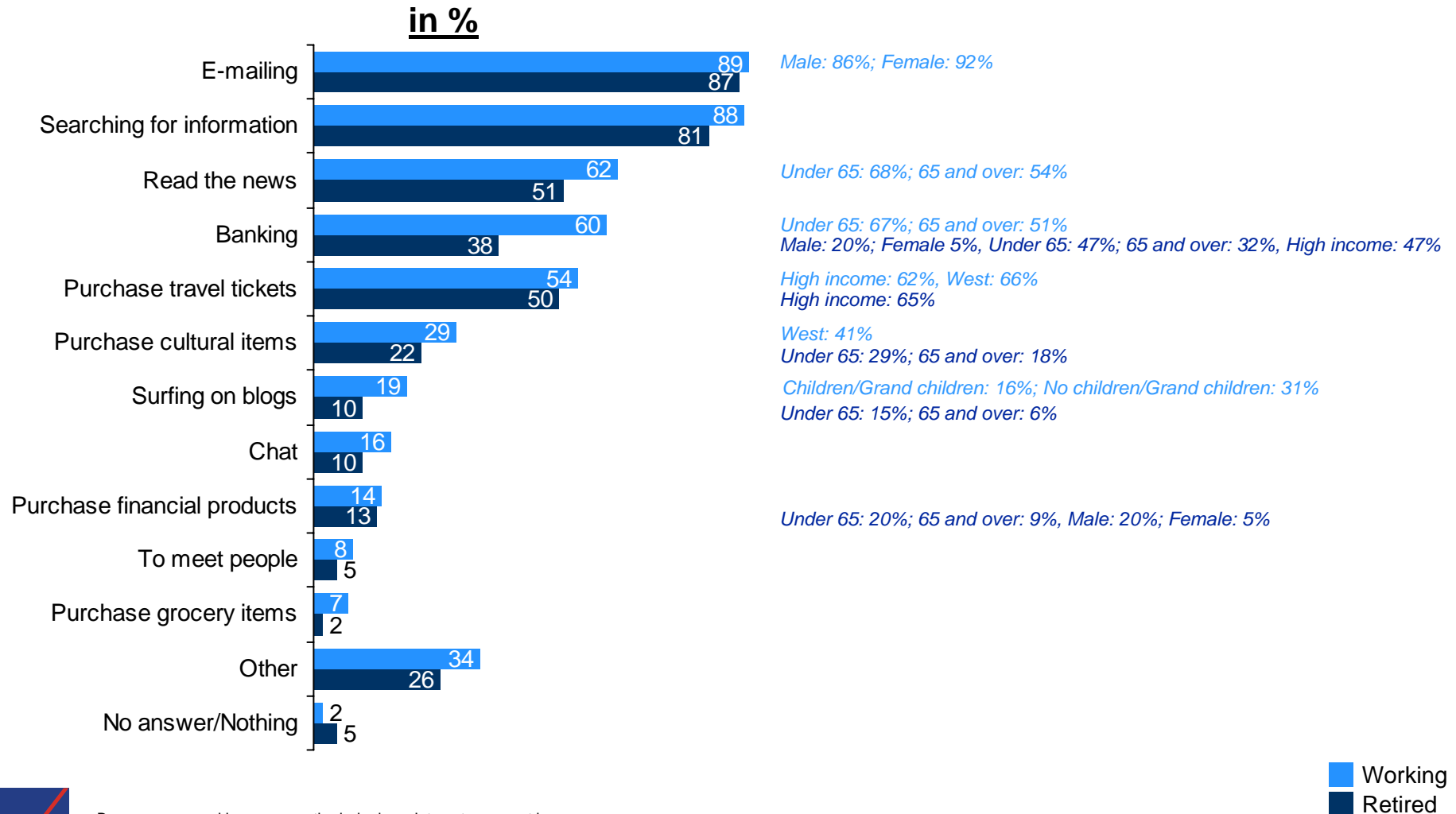
## 2. How many hours a week do people use the Internet at home?

American retirees are heavy Internet users, ranking first among surveyed countries.



### 3. Activities conducted via the Internet.

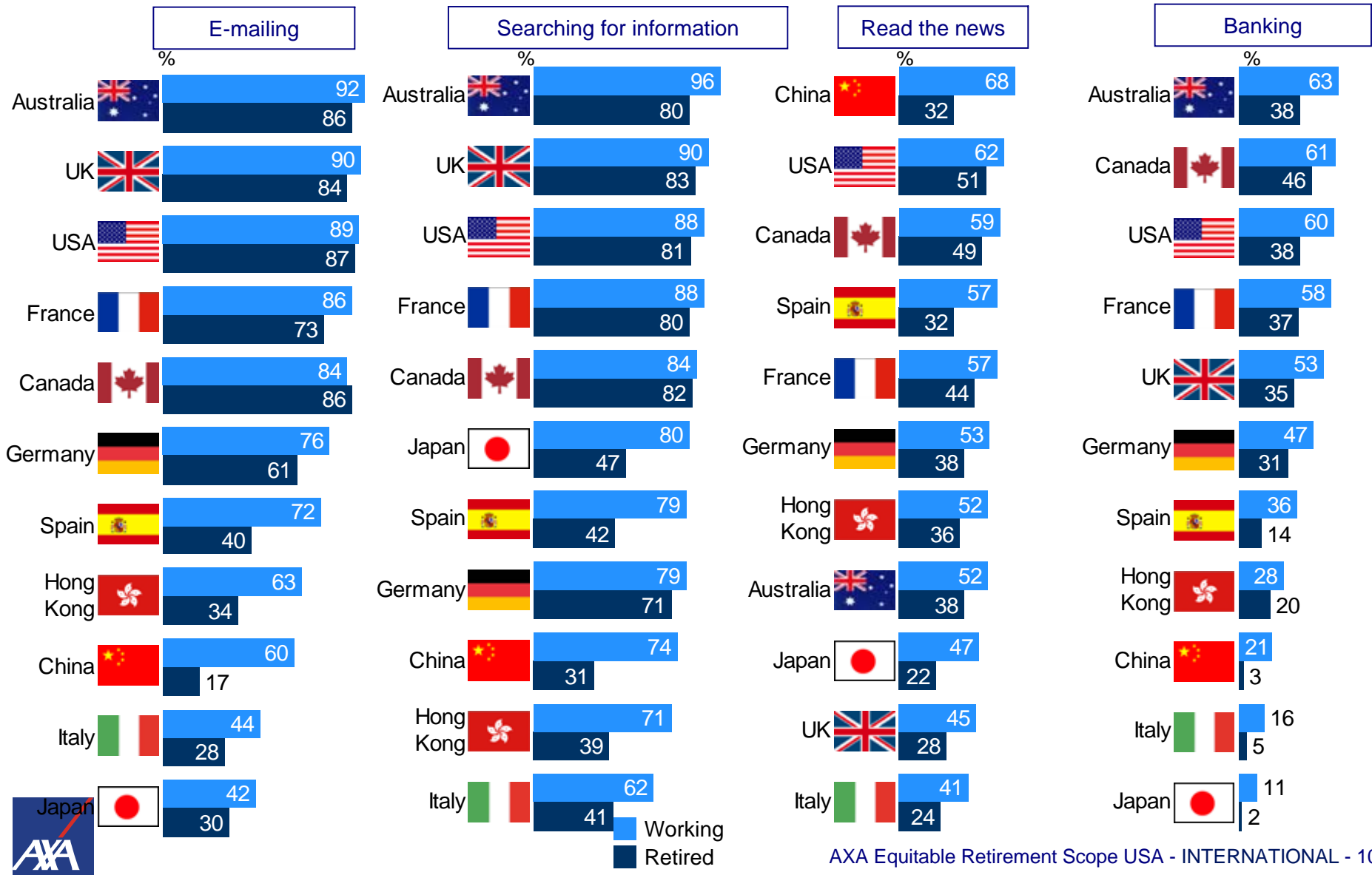
Retirees use the Internet in a similar way as younger generations, i.e. to search for information, correspond by mail, read the news and make purchases. However, over 65 years old, they are more reluctant to make bank transactions, surf blogs and purchase financial products. This last activity seems to be a specialty of young retirees: one out of five purchase financial products via the Internet.



Base : n=350 working, n= 315retired who have Internet access at home  
 Q.B1 Working and Retired: Among the following activities, which ones are you used to do over the Internet? (new in 2007)

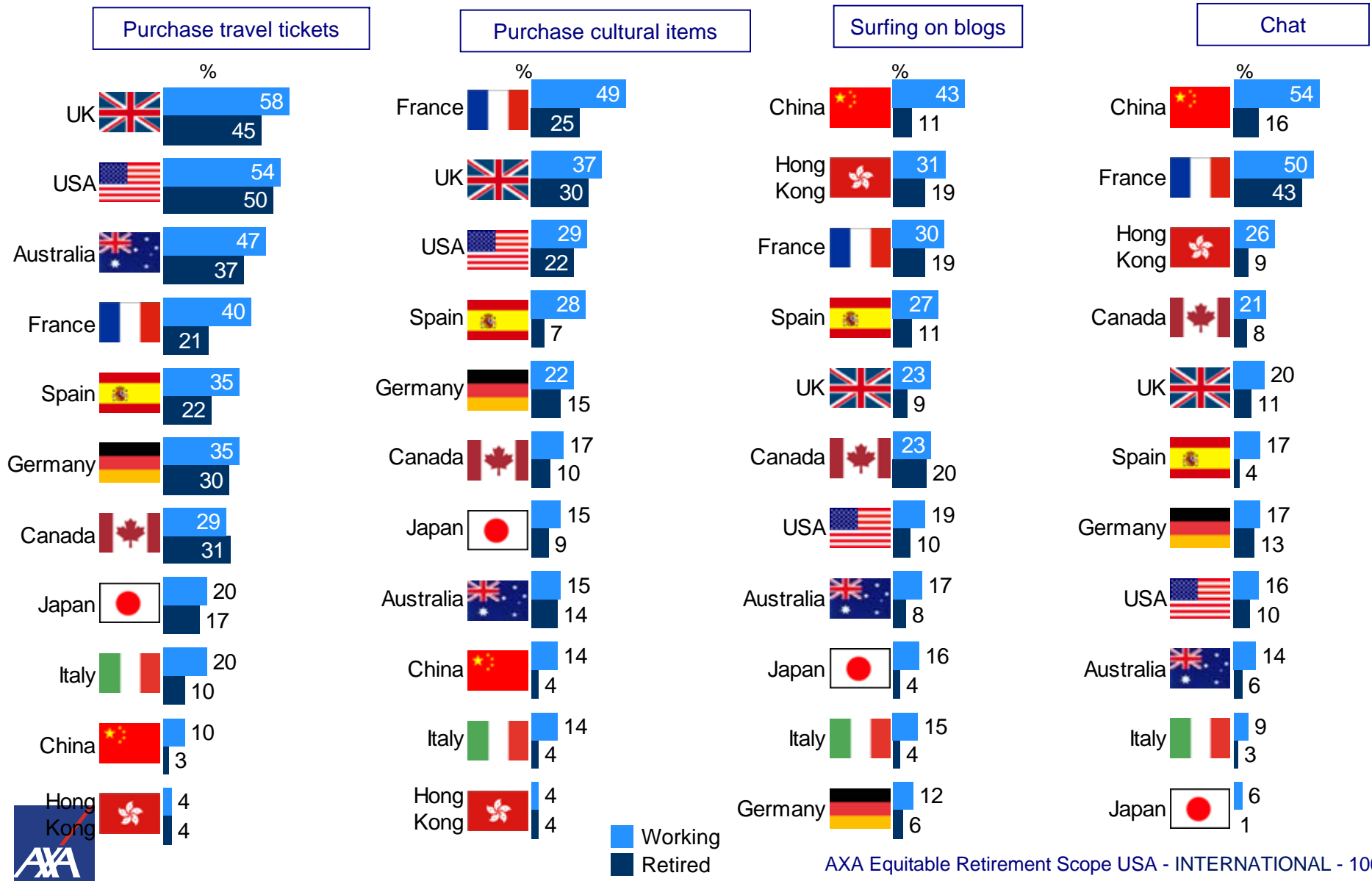
### 3. Activities conducted via the Internet. (1/3)

The U.S. is among the top three countries where the Internet is the most used for e-mailing, searching for information, reading the news and banking. China ranks first for reading the news via the Internet.



### 3. Activities conducted via the Internet. (2/3)


Americans use the Internet to purchase various goods: travel tickets (Americans rank second) or cultural items (Americans rank third). They are about average regarding chatting or surfing on blogs.




### 3. Activities conducted via the Internet. (3/3)

Americans, along with the Brits and Canadians, are inclined to buy financial products via the Internet. They are about average regarding the purchase of groceries and to meet people.


Purchase financial products



To meet people














Purchase grocery items



Working  
Retired



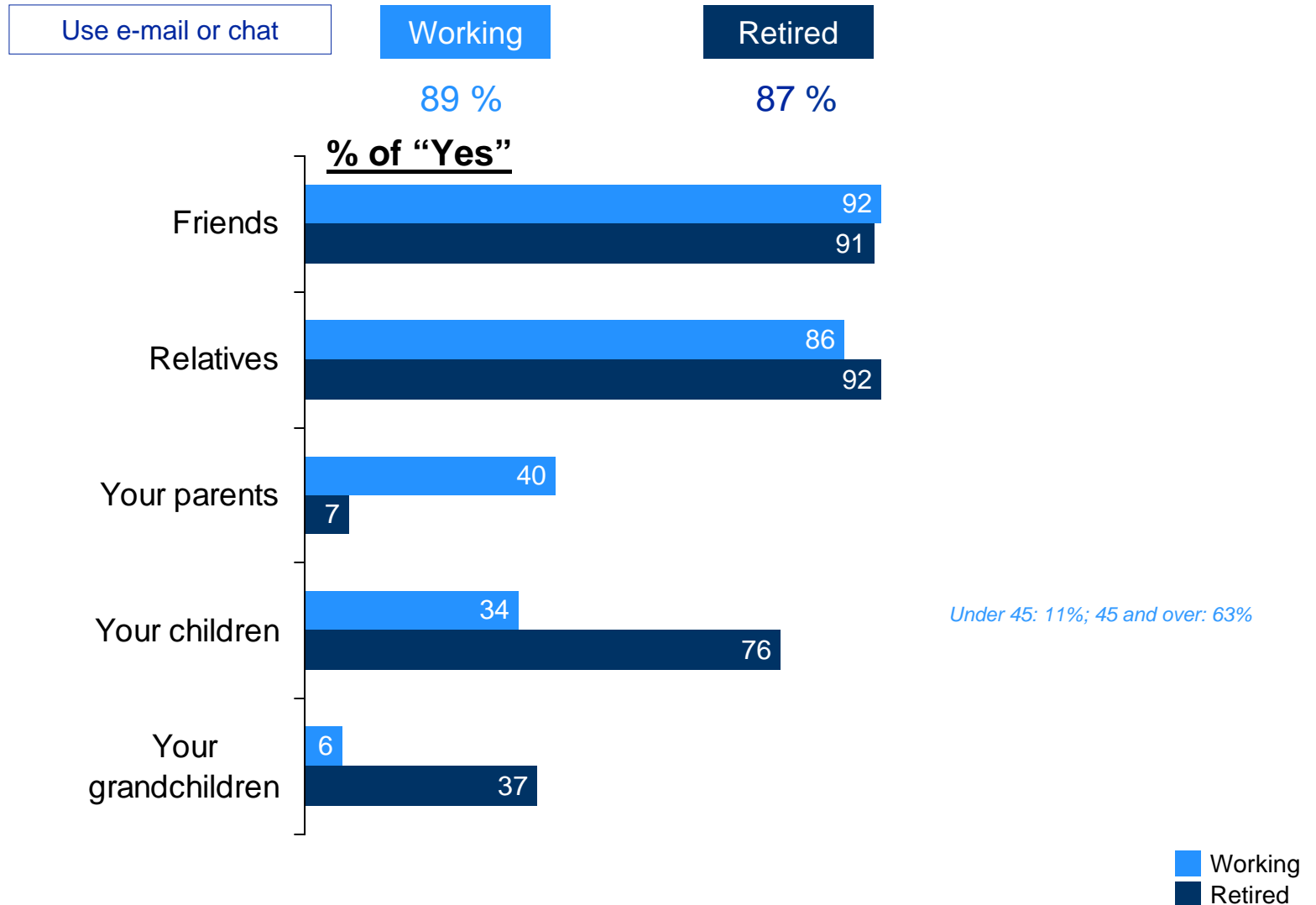
## Summary – Activities conducted via the Internet.

	 USA	 Canada	 UK	 France	 Germany	 Italy	 Spain	 China	 Japan	 Hong Kong	 Australia
<b>Working</b>											
<b>1<sup>st</sup></b>	E-mailing <u>89%</u>	E-mailing <u>84%</u>	E-mailing <u>90%</u>	Searching for information <u>88%</u>	Searching for information <u>79%</u>	Searching for information <u>62%</u>	Searching for information <u>79%</u>	Searching for information <u>74%</u>	Searching for information <u>80%</u>	Searching for information <u>71%</u>	Searching for information <u>96%</u>
<b>2<sup>nd</sup></b>	Searching for information <u>88%</u>	Searching for information <u>84%</u>	Searching for information <u>90%</u>	E-mailing <u>86%</u>	E-mailing <u>76%</u>	E-mailing <u>44%</u>	E-mailing <u>72%</u>	Read the new s <u>68%</u>	Read the new s <u>47%</u>	E-mailing <u>63%</u>	E-mailing <u>92%</u>
<b>3<sup>rd</sup></b>	Read the new s <u>62%</u>	Banking <u>61%</u>	Purchase travel tickets <u>58%</u>	Banking <u>58%</u>	Read the new s <u>53%</u>	Read the new s <u>41%</u>	Read the new s <u>57%</u>	E-mailing <u>60%</u>	E-mailing <u>42%</u>	Read the new s <u>52%</u>	Banking <u>63%</u>
<b>Retired</b>											
<b>1<sup>st</sup></b>	E-mailing <u>87%</u>	E-mailing <u>86%</u>	E-mailing <u>84%</u>	Searching for information <u>80%</u>	Searching for information <u>71%</u>	Searching for information <u>41%</u>	Searching for information <u>42%</u>	Read the new s <u>32%</u>	Searching for information <u>47%</u>	Searching for information <u>39%</u>	E-mailing <u>86%</u>
<b>2<sup>nd</sup></b>	Searching for information <u>81%</u>	Searching for information <u>82%</u>	Searching for information <u>83%</u>	E-mailing <u>73%</u>	E-mailing <u>61%</u>	E-mailing <u>28%</u>	E-mailing <u>40%</u>	Searching for information <u>31%</u>	E-mailing <u>30%</u>	Read the new s <u>36%</u>	Searching for information <u>80%</u>
<b>3<sup>rd</sup></b>	Read the new s <u>51%</u>	Read the new s <u>49%</u>	Purchase travel tickets <u>45%</u>	Read the new s <u>44%</u>	Read the new s <u>38%</u>	Read the new s <u>24%</u>	Read the new s <u>32%</u>	E-mailing <u>17%</u>	Read the new s <u>22%</u>	E-mailing <u>34%</u>	Read the new s <u>38%</u>



## 4. With whom are people emailing or chatting?

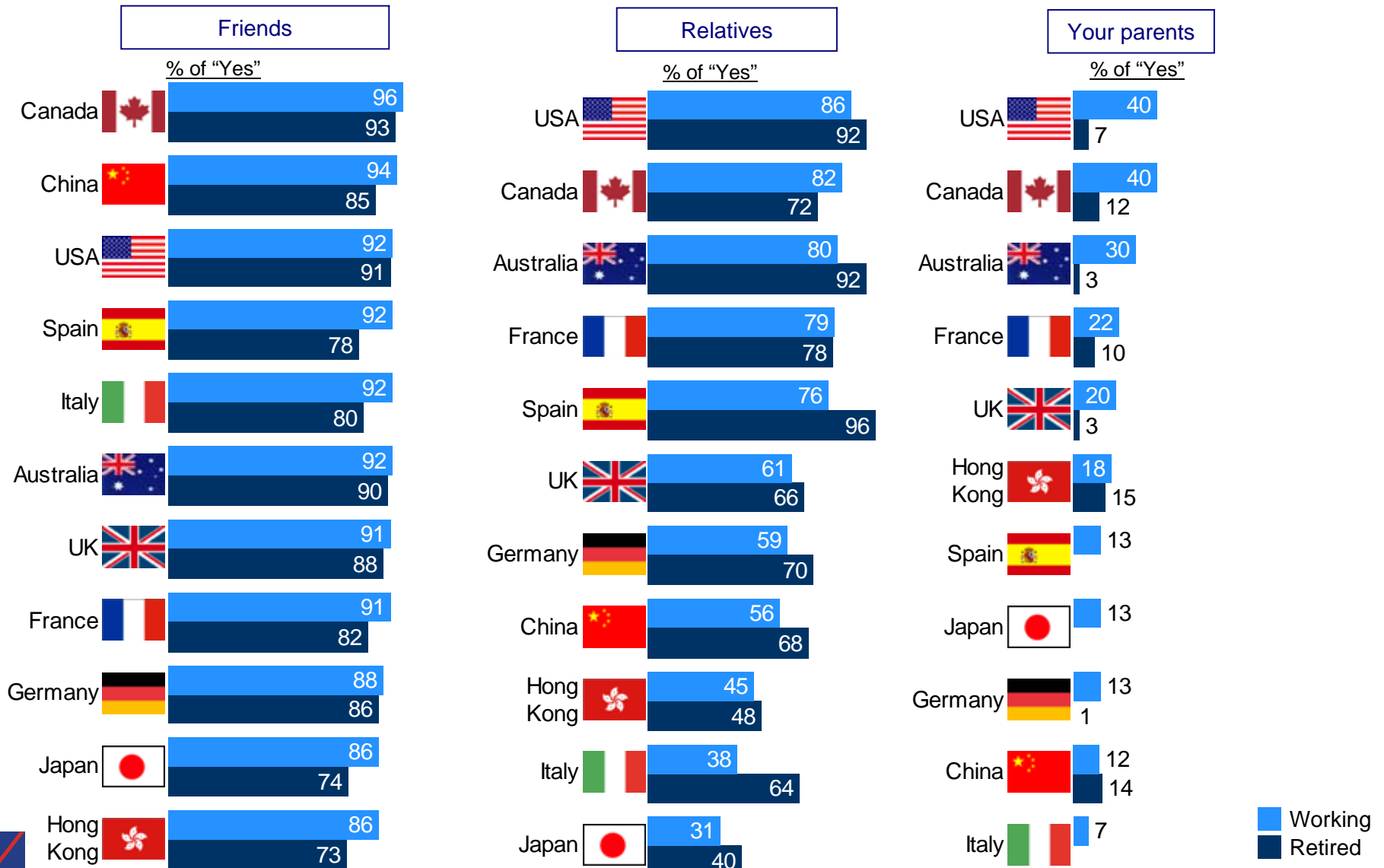
Chatting or e-mailing is mostly used with friends, and relatives. Many retirees also keep up an Internet relationship with their children and grandchildren.



Base : n=313 working, n=276 retired who use email or chat  
 Q.B2 Working and Retired: With whom are you used to chat or email for a private purpose? (new in 2007)

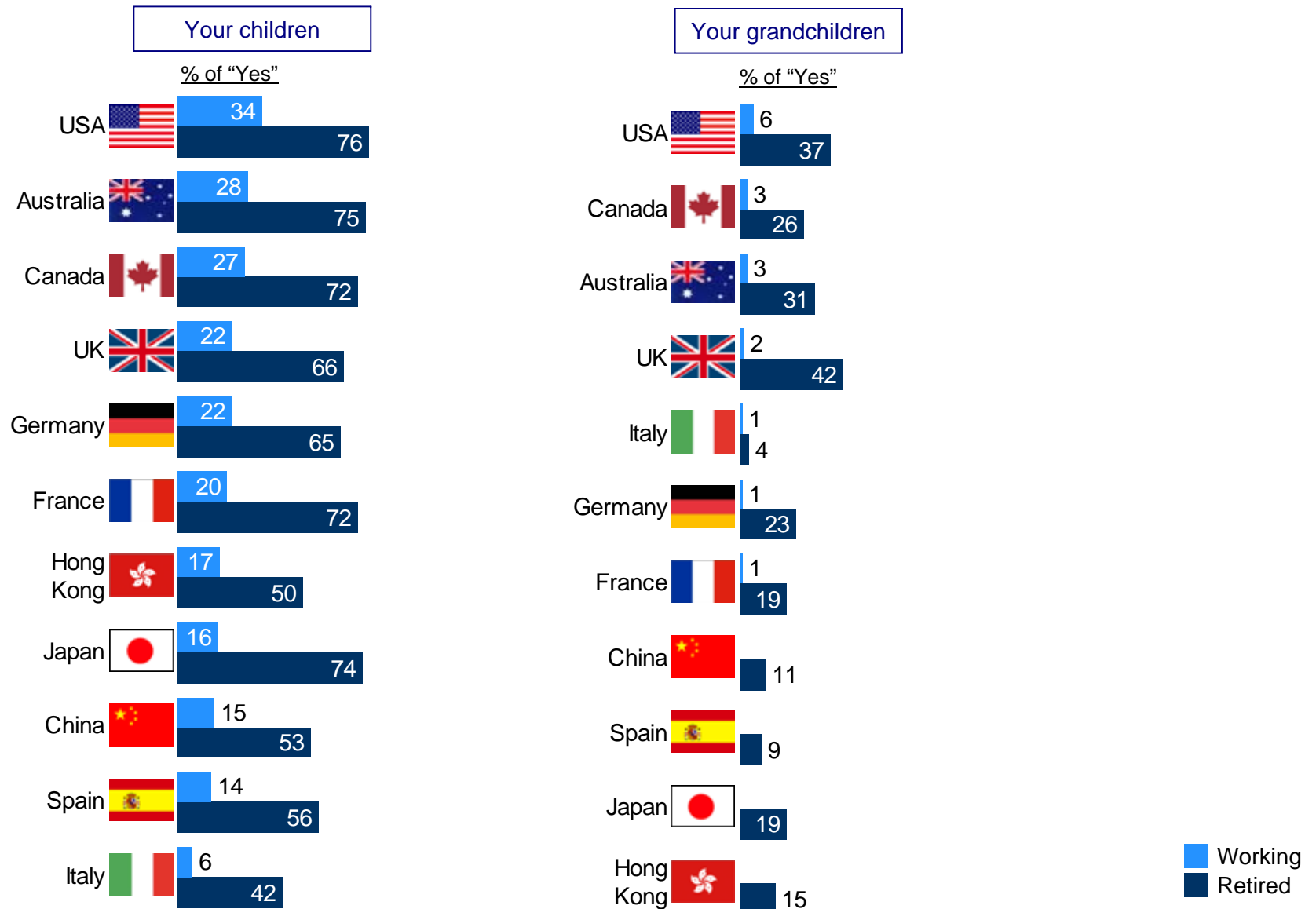
## 4. With whom are people emailing or chatting?(1/2)

E-Mailing is first used to keep in touch with friends. More than others, Americans are family-oriented: they are the first to use e-mail with their relatives and parents.



## 4. With whom are people emailing or chatting?(2/2)

Americans confirm their family-oriented behavior, regarding e-mailing: Retirees rank first as long as corresponding with their children is concerned, and second for correspondence with grandchildren.



# Conclusions



# 1. Retirement Views in America

- A. Retirement is experienced by retirees and projected by workers as a happy period in life.
- B. Retirement is seen by retirees and workers as a time for freedom, rest, leisure activities and travel.
  - American retirees tend to live an active life: they have hobbies, travel, participate in sports, care for their families, enjoy DIY projects and gardening.
  - They are technologically savvy and are heavy Internet users.
  - Workers dream of holidays and travel when they retire.
- C. American retirees feel happy, more so than workers.
  - More than half of the respondents are “very” happy.
- D. The average retirement age of Americans is 58 years old and one is not “old” before 81, leaving them a long period to profit from retirement in good conditions.
- E. A majority of respondents feel in good shape. They are active in maintaining their health by exercising.
  - Three-fourths of males and two-thirds of females participate in a sport in retirement.
  - Americans pay attention to their diet, especially females.
- F. Americans care about their appearance but also seem to accept the effects of ageing.
  - One-third of respondents think they should prevent the effects of ageing.
    - A. A minority buy cosmetics for this purpose, but rarely envision plastic surgery.
- G. Americans are very aware of the health threats posed by stress, pollution, tobacco and industrialized food - more so than in 2006.



# 1. Retirement Views in America (cont.)

- H. Americans will have to face an increase in the number of years they will have to work full time before retiring.
  - More than half of the workers think that in the next 10 years reform will result in an increase in the minimum retirement age requirement and also reduce public pension benefits.
- I. Workers believe that they will work full time until 64, compared to the average retirement age of 58 current retirees enjoy.
- J. The dreamed retirement age of 56 shows that there is a large gap between the ideal and actual age for retiring.
  - However, upon nearing retirement, workers are not in a hurry to retire: for those aged 55 and over, the ideal and the actual retirement age match. And they feel able to work until 67.
- K. Still Americans, whatever their age, tend to oppose a raise in the minimum retirement age.



## 2. Retirement Finances

- A. From a financial point of view, people adapt themselves to their conditions:
  - Retirement corresponds today for retirees as tomorrow corresponds for workers to a decrease in income.
- B. However, a majority of the retirees have managed to maintain their standard of living and preserve or even improve their quality of life.
  - More than two-thirds of retirees consider their income as sufficient.
- C. Working people anticipate a similar scenario:
  - 62% of foresee a sufficient income.
  - 62% an equal living standard.
  - 82% an equal or better quality of life.
- D. American people, who believe it's an individual's responsibility to secure retirement income, prepare for their retirement early and actively.
  - 85% of workers have already started saving for retirement - 30 years old on average.
- E. Besides a contribution to Social Security and any employer's contribution, Americans contribute to retirement savings plans, own life insurance products or individual pension saving schemes and invest in stocks.
- F. 58% of workers plan on holding a paid job during retirement. Only 16% of retirees currently hold a job.



## 2. Retirement Finances (cont.)

- A. American retirees' financial situation is one of the most comfortable.
  - They benefit from a sufficient income.
  - They have the highest positive gap between income and the amount needed for household expenses.
  - American retirees rank first in home ownership.
  - American retirees rank first regarding the preservation or improvement of their living standards.
  - American retirees rank first to note an improvement of their life quality after retirement.
- B. American workers' views on their future financial situation is also among the most positive.
  - Even though they are the most numerous, with the Germans, to question the durability of their pension system...
  - Even though they foresee the oldest retirement age.
  - They rank third in terms of anticipating a sufficient retirement income as well as a stable or improved living standard.
  - American workers rank second with regards to maintaining or improving their quality of life.
- C. U.S. respondents are last to believe that the responsibility of retirement income rests on the Government. They believe, ranking third after Hong-Kong and Australia, that retirement income is the responsibility of the individual.
- D. U.S. respondents rank first to have started to prepared their retirement, and they have started earlier than others (ranking second, after the UK).
- E. The U.S. is among the top three countries regarding the percentage of people being informed on their retirement.
- F. Americans save the highest amount of money per month for their retirement.



## 2. Retirement Finances (cont.)

- G. The results show significant discrepancies among income levels in the U.S.
  - Respondents with lower income levels have or will have difficulties in ensuring satisfactory financial conditions for their retirement.
    - 69% of retirees consider their income as insufficient, 57% of workers worry.
- H. To the contrary, respondents with high incomes, who prepare very actively their retirement, benefit from very comfortable conditions.
  - Almost one-third of retirees even increased their income.
- I. Middle income workers display a certain anxiety.
  - They think they will not stop working before 67
  - 50% (vs. 37% on average) fear not having a sufficient income
  - 77% think they will have to hold a paid job once retired
- J. Differences appeared among workers according to age
  - Respondents under 45 show much more optimism than those over 45:
    - 25% of them foresee an increase of their income vs. 10% for the 45+
    - 71% vs. 51% anticipate a stable standard of living
    - 70% vs. 54% think their income will be sufficient



### 3. Families and Retirement

- A. U.S. retirees live one of the most happy and active retirements.
  - One is considered “old” at 81.
- B. U.S. retirees rank second regarding the belief in working abilities of people over 65.
- C. The U.S. has the second highest rate of working retirees.
- D. American retirees travel the most.
- E. U.S. retirees, more than others, are family-oriented, ranking second as far as family care or visits are concerned.
  - In the same way, they are ranked first with e-mailing usage to correspond with relatives, children and grand-children (first position) .
- F. American retirees are well equipped in PCs and Internet access.
  - They are heavy Internet users and rank among the top two countries regarding the purchase, via the Web, of travel tickets, cultural items and financial products.
- G. U.S. retirees consider themselves in good health.
- H. U.S. retirees, just after the French, are satisfied with the quality of their health care system.
- I. U.S. retirees are the first to pay attention to their diet and the second to be concerned by the effects of industrialized food on their health.



**End page**



*Be Life Confident*